



City of Camdenton
Fiscal Year 2020-2021 Budget

THE 2020-2021 BUDGET PROPOSAL

OF

THE CITY OF CAMDENTON

Mayor

John D. McNabb

Board of Aldermen

Sandy Gentry, President

Brenda Weir

Bonnie Black

Eric Faes

Mark Anderson

Gary Shepherd

City Administrator

Jeff Hooker

City Attorney

Philip Morgan

Assistant City Administrator/City Clerk

Renée Kingston

Table of Contents

	Page		Page
Budget Message	4	Revenue Bond Summary (22)	45
Overall Budget Summary	6	Transportation Fund Summary (30)	49
Capital Improvements List	10	Street (520)	54
Fund Transfers	11	Airport (522)	58
Organizational Chart	12	Special Road District "R" Summary (31)	62
Personnel	13	Special Revenue Fund Summary (50)	67
General Fund Summary (10)	16	Capital Improvement (550)	72
Administrative (501)	21	Parks & Aquatic Facility (551)	75
Police (502)	25	Blair Memorial Cemetery Fund Summary (70)	79
Fire (503)	29	Economic Development Fund Summary (80)	85
C.O.P. Series 2004 (509)	30		
Water/Sewer Fund Summary (20)	32		
Water (510)	37		
Sewer (511)	41		

Department codes are displayed in parenthesis.



2020-2021 Budget Message

The Honorable Mayor
and Members of the Board of Aldermen
City of Camdenton, Missouri
SUBJECT: 2020-21 Budget Message

Dear Mayor and Board Members:

In accordance with Missouri Revised Statutes Chapter 67 Section 67.010, and Article I and Article II of the City Code of Camdenton, the annual budget for fiscal year beginning October 1, 2020 and ending on September 30, 2021 (FY2020) is hereby submitted. This budget, as noted in state statutes and city ordinance, describes the important features of the budget and any major changes from the preceding year.

The budget forecast including estimated revenues, expenditures, and reserves appear strong for the City of Camdenton. This current status is due to years of conservative budgeting and cautious spending on the part of employees prior to my tenure. Employees involved in this process should be commended for their fiscal responsibility in years past.

This budget was a team effort and could not have been completed without the extensive efforts of the Assistant City Administrator/City Clerk, Renee Kingston and Financial Officer, Linda Cochran. In addition, Mayor McNabb has been involved extensively providing insight and his vision for the City of Camdenton. The City Department Directors also included their recommendations on projects that were in need of completion and their staffing and equipment needs.

One of our main focuses was to provide a balanced budget using less funds borrowed from reserves than previous years. We all agreed that this was fiscally responsible to provide excellent services to our citizens including continuation of capital projects but borrow less from any reserves. In last years' budget the City borrowed approximately \$841,000 from reserves to balance our budget which is statutorily required. I am pleased to announce that currently we are providing a budget for your approval which is balanced and borrows approximately \$493,000 from our various reserves. Beginning a process of providing a balanced budget using less from reserves will put the city in a stronger place fiscally.

One of the areas we focused on was city employees pay, understanding that we must provide a competitive wage and plan for future minimum wage requirements set forth by the state. We are pleased that within this year's budget, with your approval, city employees will be receiving a 25 cent per hour step raise along with raising the pay scale by 20 cents. This will provide each employee a 45 cent per hour wage. This will cost the city approximately \$43,000. This has been approved by the pay and compensation committee and the Board of Alderman.

As mentioned in a previous meeting a water and sewer rate survey was completed and it is our recommendation that the water and sewer rates for the City of Camdenton will remain the same for this budget year.

In addition, revenues have been strong during the past year even though we, and our nation, have been dealing with a pandemic. Revenues are on track to be between 7%-9% higher this year compared to last year. We cautiously estimated our revenues at a 1.5% increase for the next year specifically because of the uncertainty of the Covid 19 Pandemic which may cause instability in our revenues.

Conclusion

In the following pages you will see outlined by department specific estimated revenues and expenditures for the upcoming budget year. Also included you will see capital expenditures and other projects and purchases for our city. Please feel free to forward any questions as it has been my pleasure to work with and for you during the past 9 months.

Respectfully Submitted,

Jeffrey J Hooker,
City Administrator
City of Camdenton Missouri

**CITY OF CAMDENTON
2020-2021 BUDGET PROPOSAL
OVERALL BUDGET SUMMARY**

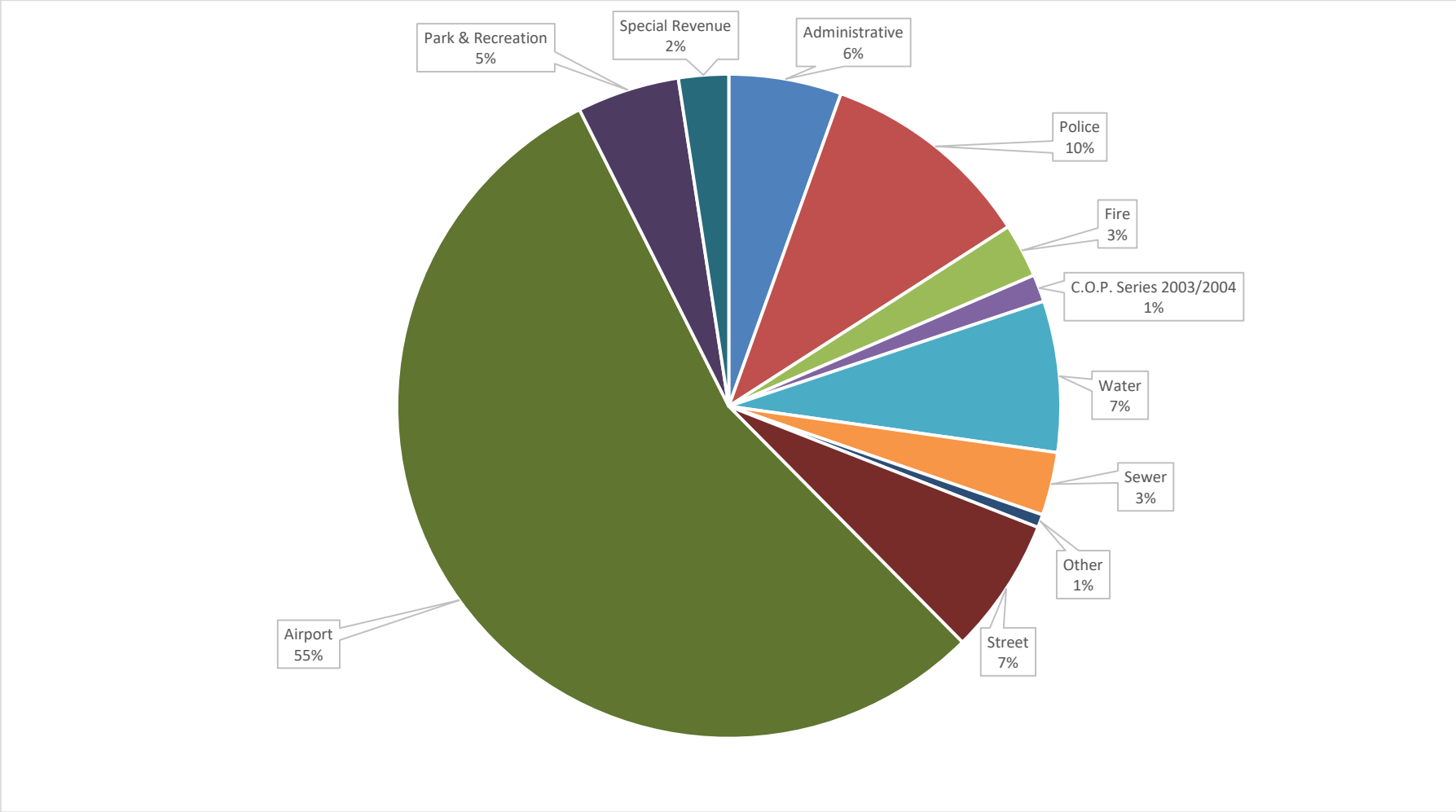
	REVENUE	RESERVE BALANCE UTILIZED	EXPENDITURES	DIFFERENCE
General Fund	2,474,020.00	81,110.00	2,555,130.00	0.00
Water/Sewer Fund	979,400.00	360,188.00	1,339,588.00	0.00
Transportation Fund	7,860,582.00	61,244.00	7,921,826.00	0.00
Special Road District "R" Fund	65,225.00	2,900.00	68,125.00	0.00
Special Revenue Fund	976,653.00		954,207.00	22,446.00
Cemetery Trust Fund	2,868.00		2,860.00	8.00
Economic Development Fund	11,225.00		11,225.00	0.00
TOTAL	12,369,973.00		12,852,961.00	

Estimated Balance October 1, 2020

Operating Funds	9,564,562.00
BUDGETED REVENUE	12,369,973.00
Funds Available	21,934,535.00

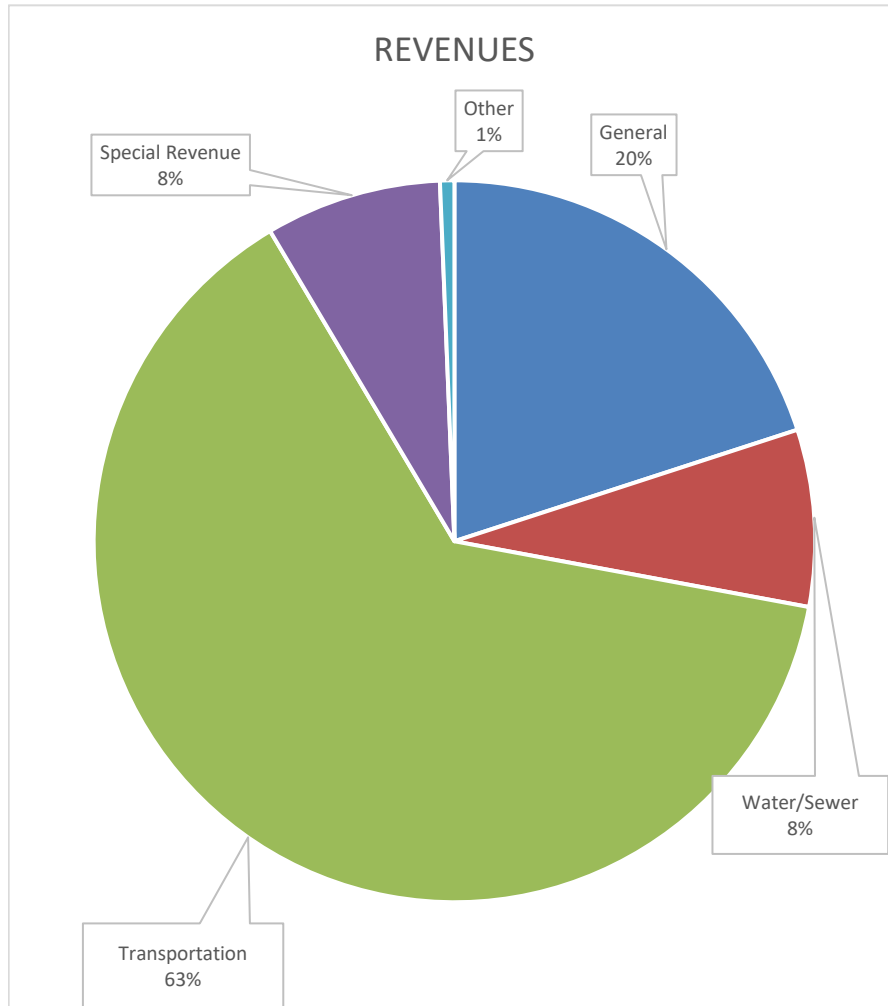
BUDGETED EXPENDITURES	12,852,961.00
Estimated Balance September 30, 2021	9,081,574.00

OVERALL BUDGET COMPARISON BY DEPARTMENT 2020-2021 BUDGET PROPOSAL

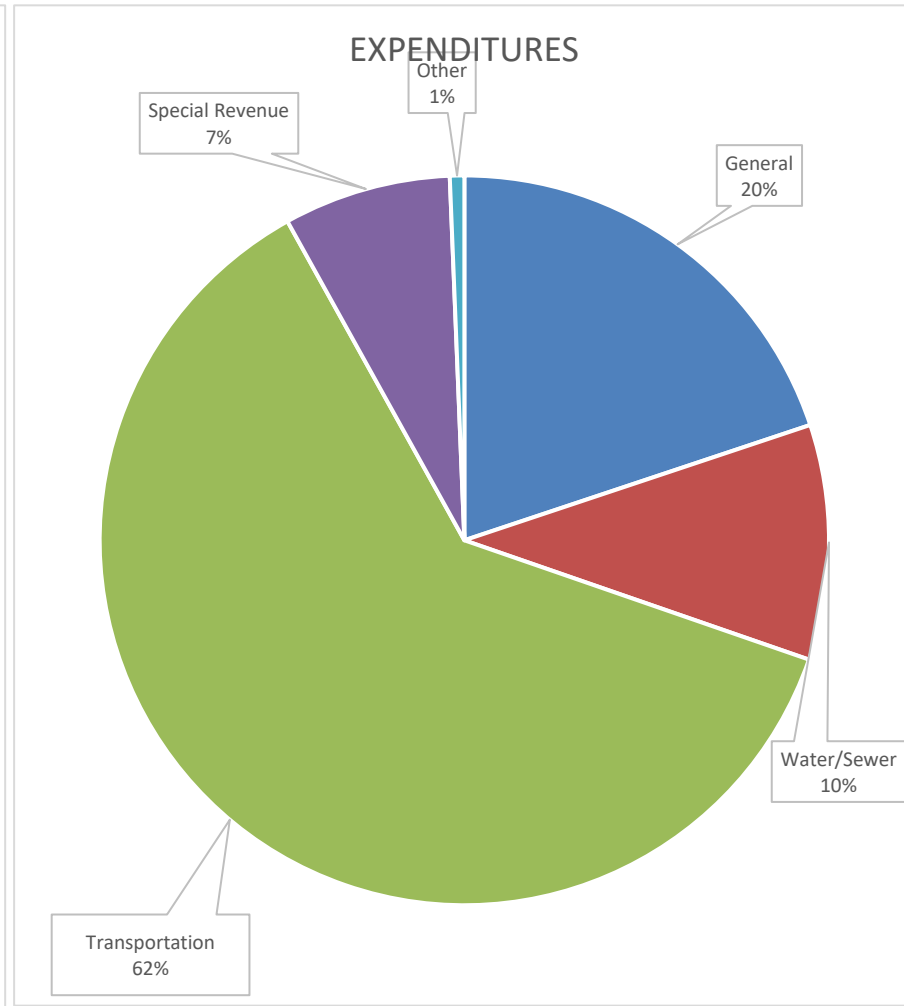


OTHER: Special Road/Cemetery/Economic Development
Total Anticipated Expenditures - \$12,852,961

REVENUE AND EXPENDITURE RATION COMPARISONS 2020-2021 BUDGET PROPOSAL

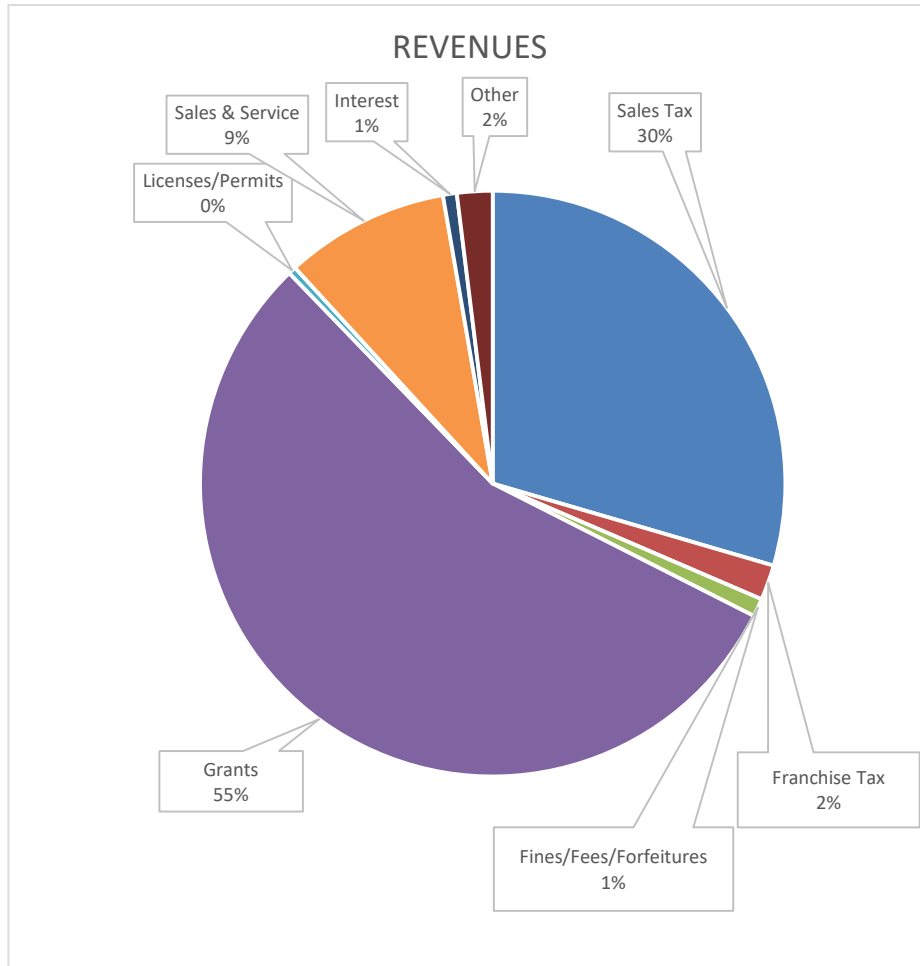


OTHER: Special Road/Cemetery/Economic Development
Total Anticipated Revenues - \$12,369,973

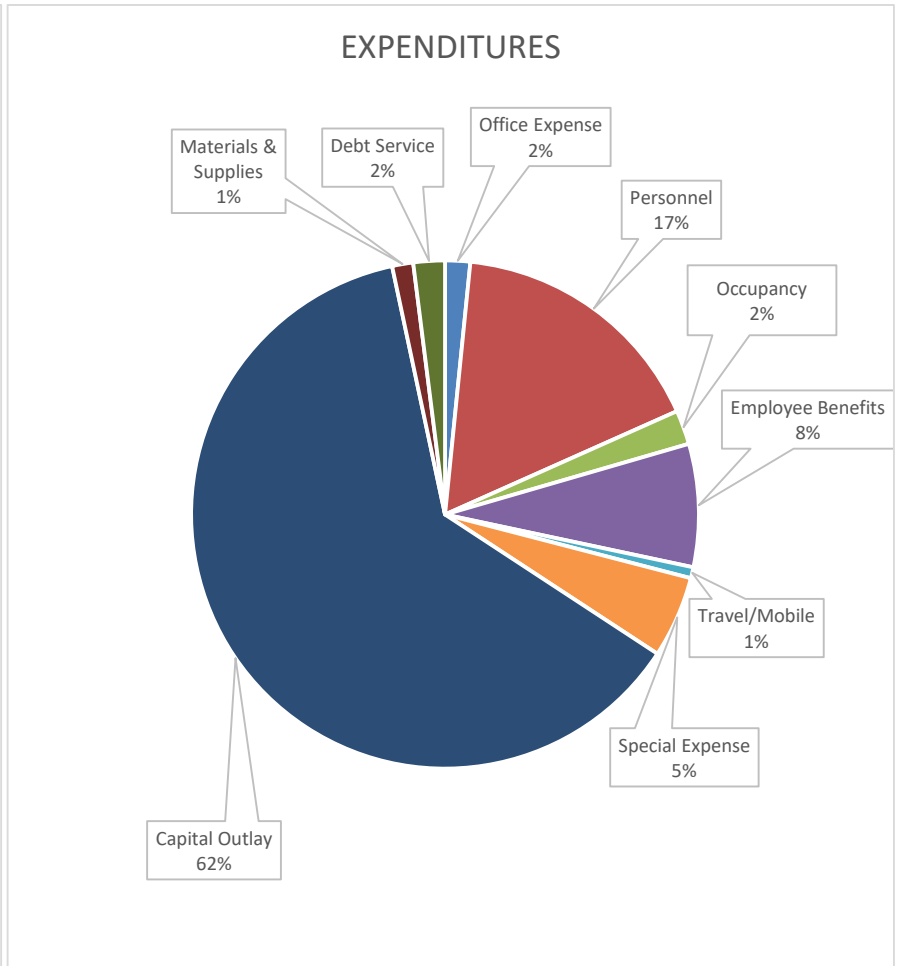


OTHER: Special Road/Cemetery/Economic Development
Total Anticipated Expenditures - \$12,852,961

OVERALL REVENUE AND EXPENDITURES BY CATEGORY 2020-2021 BUDGET PROPOSAL



Total Anticipated Revenues - \$12,369,973



Total Anticipated Expenditures - \$12,852,961

**CAPITAL OUTLAY SUMMARIZED
2020-2021 BUDGET PROPOSAL**

ADMINISTRATIVE DEPARTMENT		
10-501-0905	Finish Server Upgrade	2,900.00
	Heat Pump Mini - CA Office	4,400.00
	TOTAL	7,300.00

POLICE DEPARTMENT		
10-502-0905		
	Eq't for Leased Vehicles	27,000.00
	TOTAL	27,000.00

WATER & SEWER OPERATIONS & MAINTENANCE		
20-510-0905	Kansas to Cedar Waterline Replacment	225,000.00
	Paint Kansas Water Tower	130,000.00
	Water Meter Software Upgrade	20,000.00
	TOTAL	375,000.00

WWTP & LIFT STATIONS DEPARTMENT		
20-511-0905		
	TOTAL	0.00

STREET DEPARTMENT		
30-520-0905	Overlay Dogwood/Layman/Linden	94,000.00
	N BR 5 Crack Repair	70,000.00
	Additional Parking & Parking Garage-City Hall	75,000.00
	TOTAL	239,000.00

SPECIAL ROAD DIST "R"		
	Court Circle Overlay	43,000.00
	Cemetery Road	25,000.00
	TOTAL	68,000.00

AIRPORT DEPARTMENT		
30-522-0915	Runway Extension	3,000,000.00
	Paving & Lights	3,992,823.00
	TOTAL	6,992,823.00

SPECIAL REVENUE		
50-550-0930	Infrastructure Projects	0.00
50-550-0940	Park Improvements	0.00
50-550-0945	Other Capital Projects	125,980.00
	Foster Demolition	100,000.00
	City Hall Sign	25,980.00
	TOTAL	125,980.00

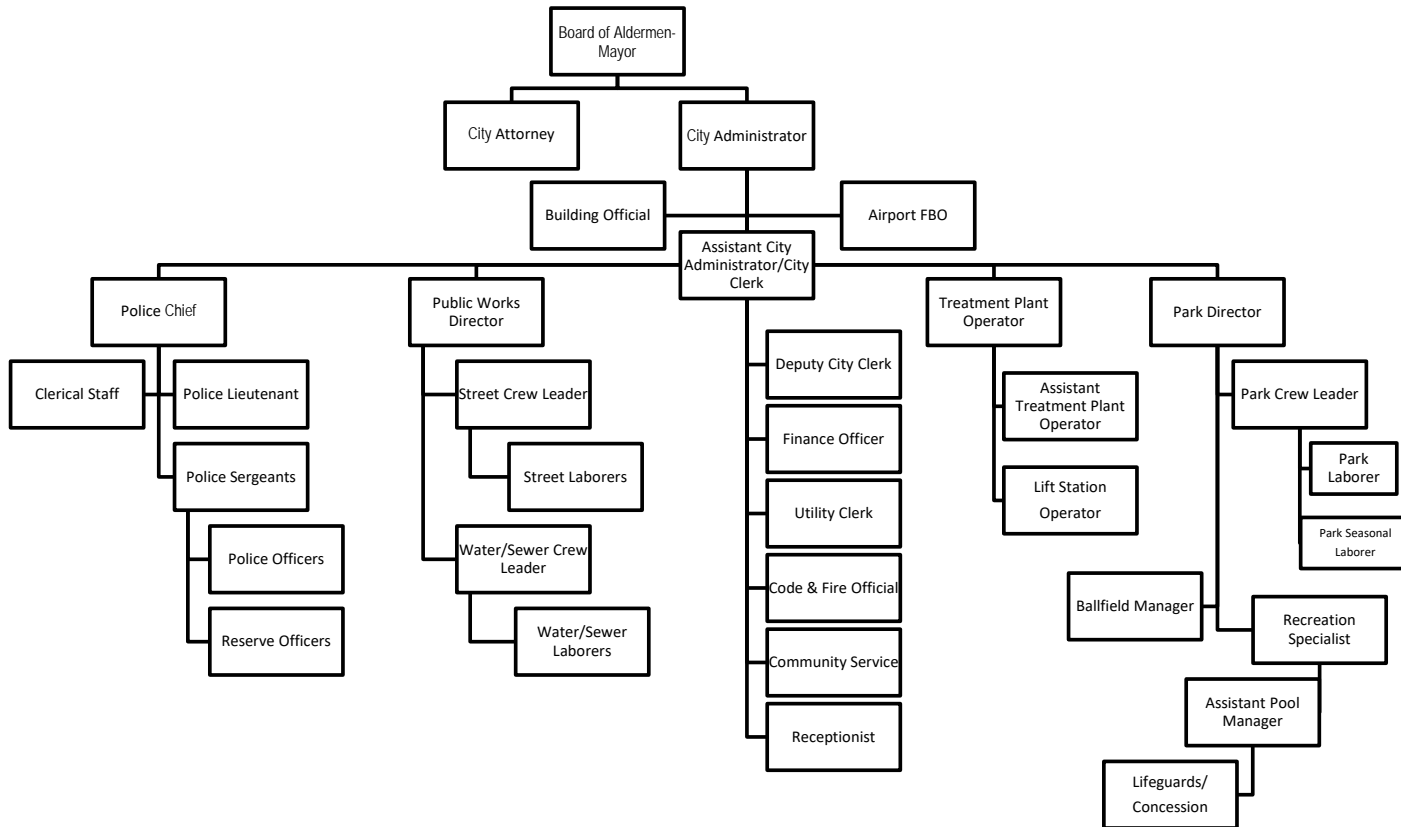
PARKS & RECREATION		
50-551-0905	Refurbish Slide	20,000.00
	Utility Vehicle	10,000.00
	Sub-Total	30,000.00
50-551-0910	Community Center	140,000.00
	TOTAL	170,000.00

Cemetery		
70-591-0620		
	TOTAL	0.00

**FUND TRANSFERS
2020-2021 BUDGET PROPOSAL**

FUND	Transfer In	Transfer Out	Notes:
General			
10-4900	\$ 171,760.00		City Hall/ Police Facility Payment
Water/Sewer			
20-510-0773		\$ 5,025.00	Revenue Bonds
Revenue Bond			
22-4900	\$ 5,025.00		Revenue Bonds
Special Revenue			
50-550-0773		\$ 171,760.00	City Hall/Police Facility Payment
	\$ 176,785.00	\$ 176,785.00	

ORGANIZATIONAL CHART



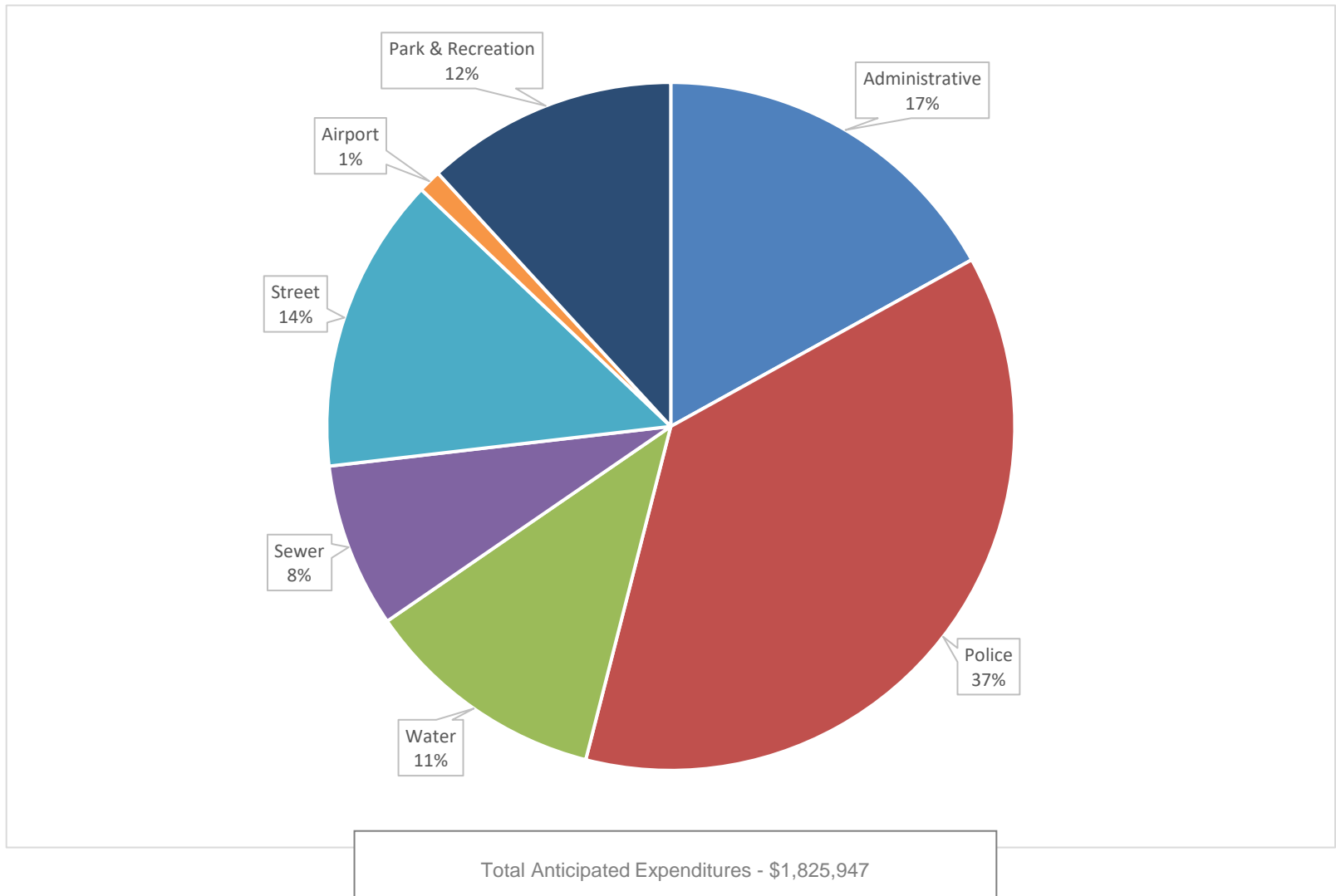
**CITY OF CAMDENTON
2020-2021 BUDGET PROPOSAL**

POSITION DESCRIPTION	CURRENT WAGE 19-20	PROPOSED WAGE 20-21
ADMINISTRATION		
City Administrator (annual)-	\$ 80,000.00	\$ 80,936.00
Asst City Administrator/City Clerk (annual)-005	\$ 54,000.00	\$ 54,936.00
Building Official-190	\$ 18.50	\$ 18.95
Receptionist - 002	\$ 17.50	\$ 17.95
Deputy City Clerk - 248	\$ 15.40	\$ 15.85
Collector (annual)	\$ 1.00	\$ 1.00
Utility Clerk	\$ 13.50	\$ 14.35
Finance Officer-214	\$ 16.90	\$ 17.35
Code/Fire Official	\$ 16.50	\$ 16.95
Community Service Officer	\$ 11.75	\$ 12.20
Computer Tech-405	\$ 7,800.00	\$ 7,800.00
City Attorney	\$ 32,365.00	\$ 33,301.00
Alderman-per meeting	\$ 75.00	\$ 75.00
Mayor-per month	\$ 650.00	\$ 650.00
POLICE		
Police Chief (annual)-035	\$ 61,006.00	\$ 61,942.00
Lieutenant	\$ 26.25	\$ 26.70
Seargant	\$ 22.75	\$ 23.20
Seargant	\$ 19.00	\$ 19.45
Police Officer	\$ 21.50	\$ 21.95
Police Officer	\$ 15.25	\$ 15.70
Police Officer	\$ 13.75	\$ 14.20
Police Officer	\$ 14.00	\$ 14.45
Police Officer	\$ 15.75	\$ 16.20
Police Officer	\$ 14.00	\$ 14.45
Police Officer	\$ 13.75	\$ 14.20
Police Officer	\$ 16.25	\$ 16.70
Police Officer	\$ 16.25	\$ 16.70
Police Officer	\$ 23.50	\$ 23.95
Administrative Assistant-034	\$ 18.25	\$ 18.70
Clerk-Typist-429	\$ 12.00	\$ 12.45
Part Time Officers - 2	\$ 7,000.00	\$ 25,675.00

**CITY OF CAMDENTON
2020-2021 BUDGET PROPOSAL**

POSITION DESCRIPTION	CURRENT WAGE 19-20	PROPOSED WAGE 20-21
WATER		
Water Crew Leader-048	\$ 20.75	\$ 21.20
Laborer	\$ 14.40	\$ 14.95
Laborer	\$ 11.00	\$ 11.45
Laborer	\$ 11.20	\$ 11.20
SEWER		
WWTP Operator-038	\$ 25.50	\$ 25.90
WWTP Assistant - 232	\$ 15.65	\$ 16.10
Lift Station Operator - 150	\$ 15.65	\$ 16.10
STREET		
Public Works Director-046	\$ 58,302.00	\$ 59,238.00
Street Crew Leader-041	\$ 18.90	\$ 19.35
Laborer	\$ 15.40	\$ 15.85
Laborer	\$ 11.00	\$ 11.45
Laborer	\$ 11.50	\$ 11.95
Laborer	\$ 11.00	\$ 11.45
Laborer	\$ 11.00	\$ 11.45
Laborer	\$ 11.00	\$ 11.45
PARKS & RECREATION		
Park Director	20.75	21.20
Park Crew Leader	15.75	16.20
Park Laborer	11.25	11.70
Park Specilist	15.75	16.20
Concession/Ballfield Manager	\$ 3,500.00	\$ 3,500.00
Pool Asst. Manager (2)	\$ 9,600.00	\$ 9,900.00
Pool Laborers	\$ 48,500.00	\$ 53,800.00
Park Laborer (1 or 2)	\$ 10,000.00	\$ 12,760.00

PAYROLL BY DEPARTMENT 2020-2021 BUDGET PROPOSAL

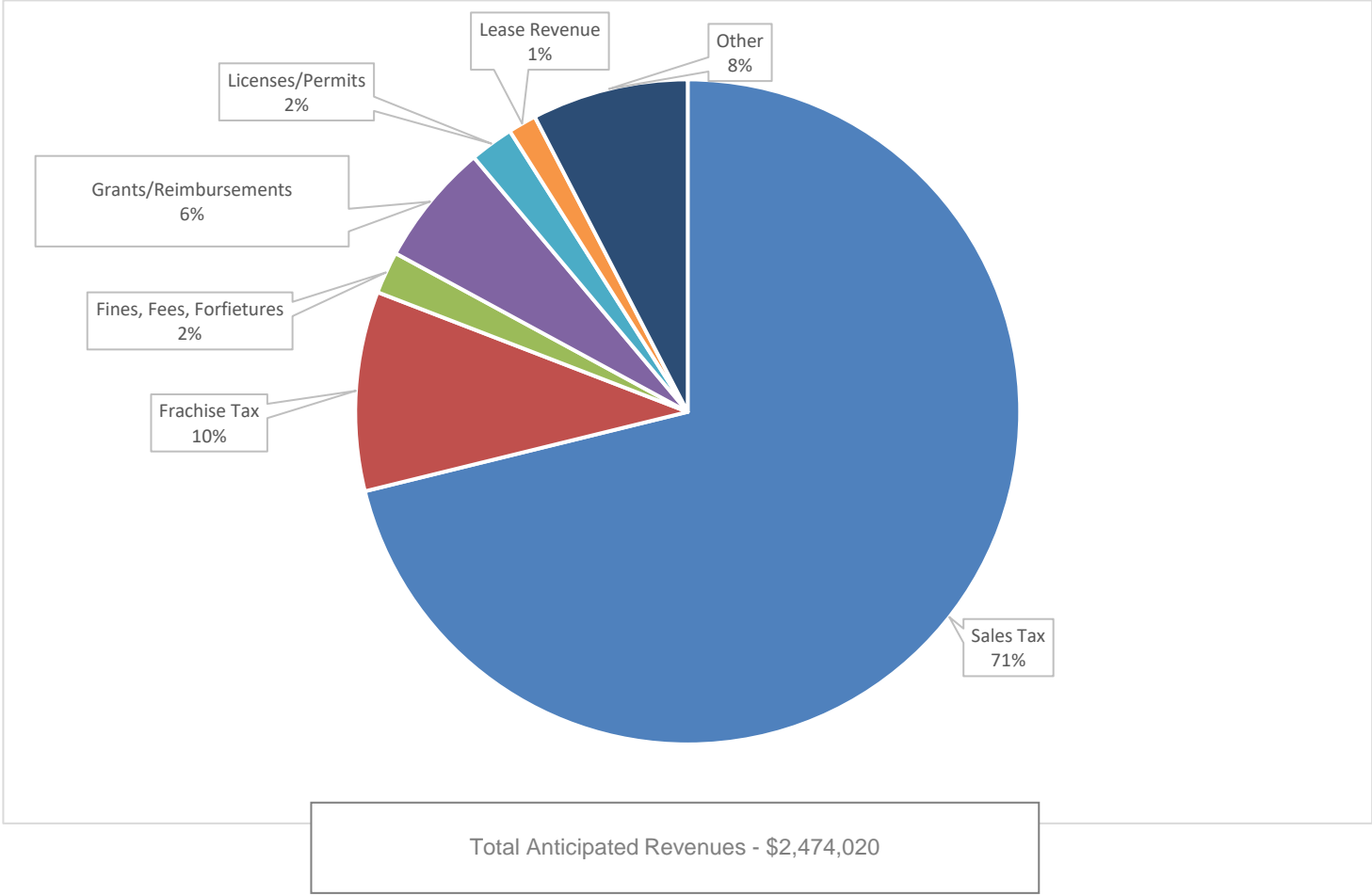


**GENERAL FUND
2020-2021 BUDGET PROPOSAL
BUDGET SUMMARY**

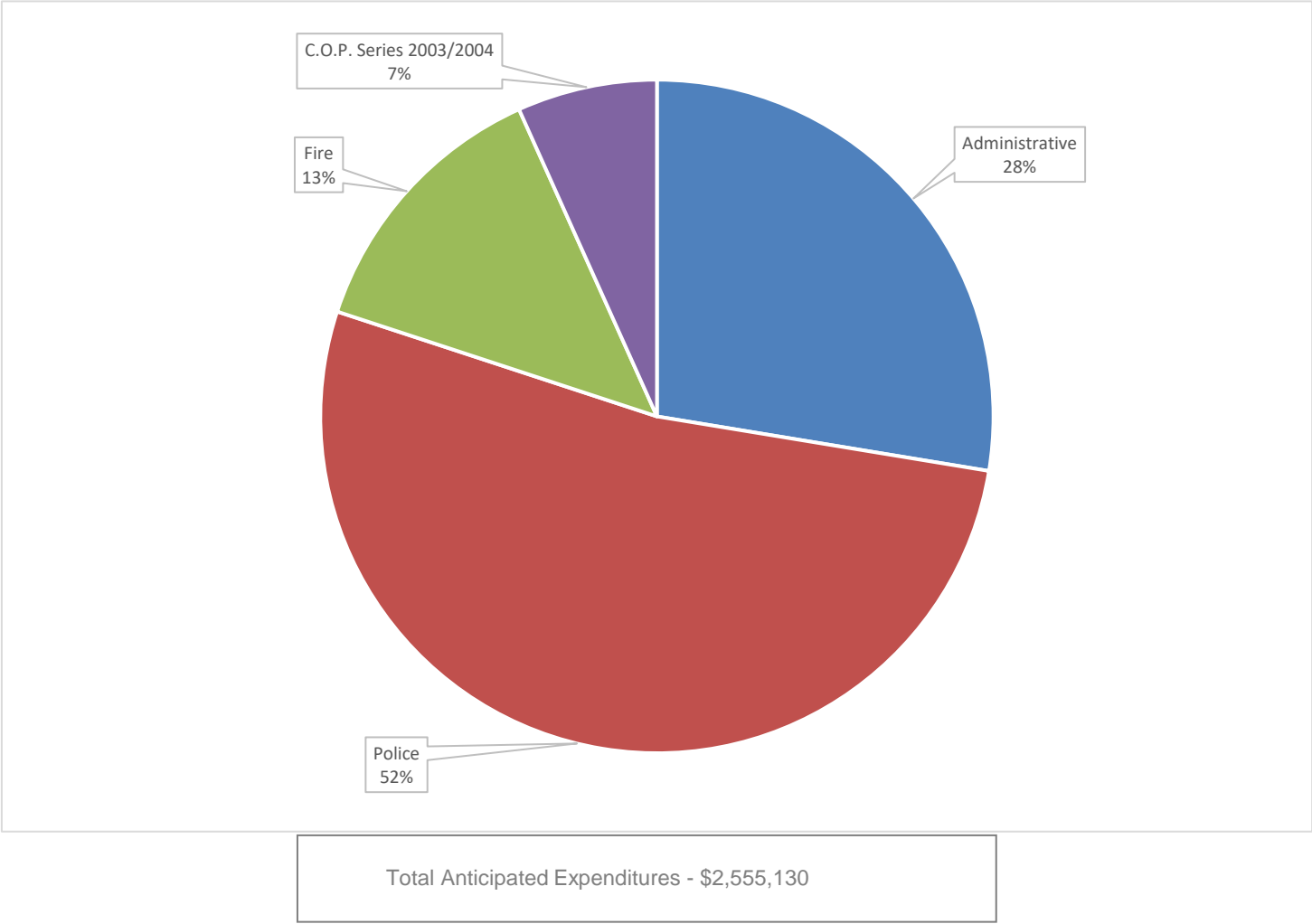
	REVENUE	EXPENDITURES	DIFFERENCE
General Fund	2,474,020.00		
Administrative Department		704,973.00	
Police Department		1,340,159.00	
Fire Department		338,238.00	
C.O.P. Series 2003 & 2004		171,760.00	
TOTAL	2,474,020.00	2,555,130.00	-81,110.00

Estimated Balance October 1, 2020	1,622,290.00
BUDGETED REVENUE	2,474,020.00
Funds Available	<u>4,096,310.00</u>
BUDGETED EXPENDITURES	2,555,130.00
Estimated Balance September 30, 2021	<u>1,541,180.00</u>

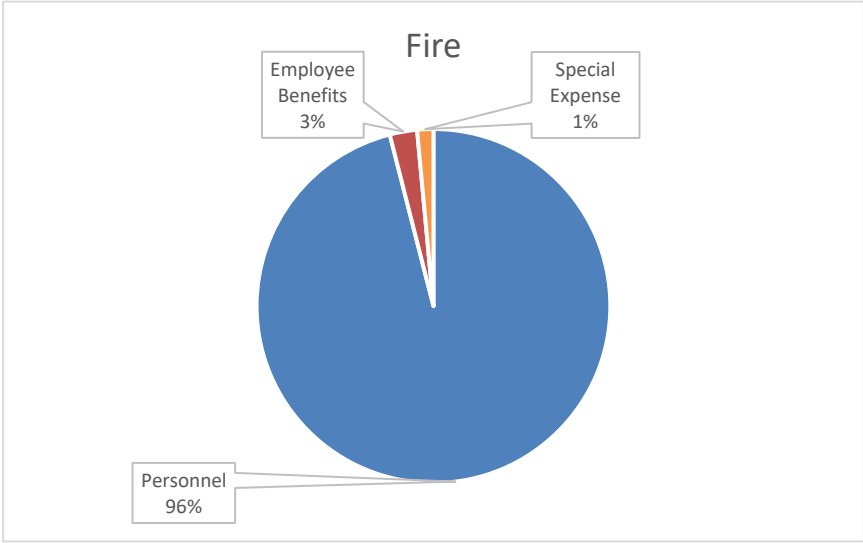
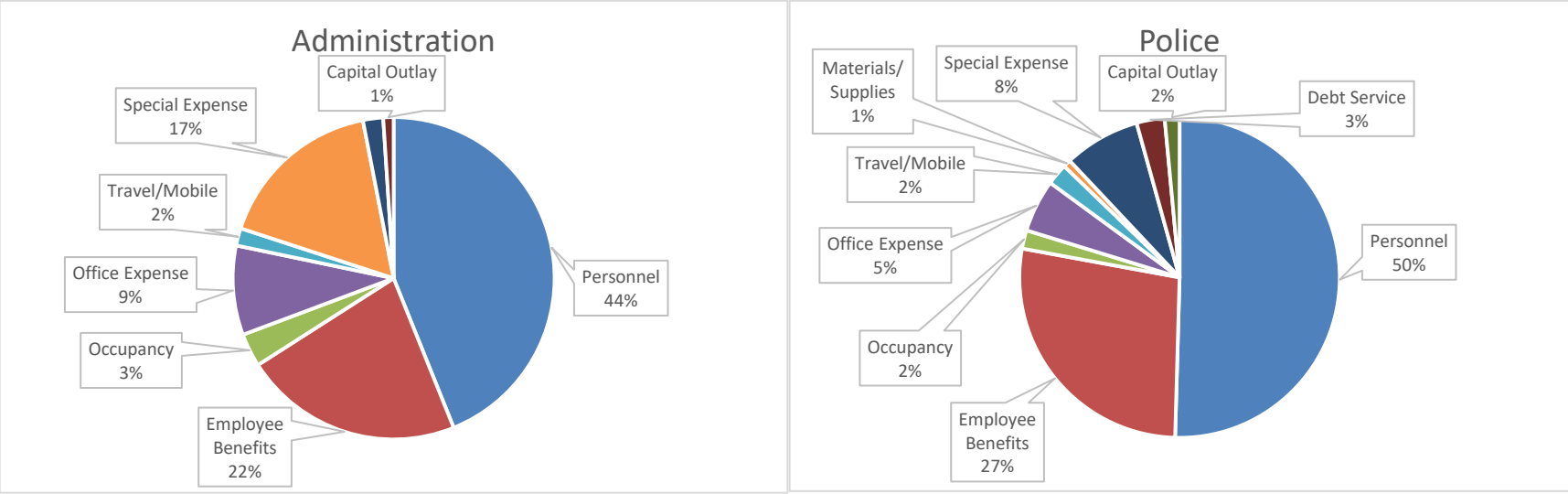
GENERAL FUND REVENUE 2020-2021 BUDGET PROPOSAL



**GENERAL FUND OVERALL BUDGET
2020-2021 BUDGET PROPOSAL**



GENERAL FUND EXPENDITURES BY DEPARTMENT 2020-2021 BUDGET PROPOSAL



Total Anticipated,
 Administration Expenditures - \$704,973
 Police Expenditures - \$1,340,159
 Fire Expenditures - \$338,238

**GENERAL FUND
2020-2021 BUDGET PROPOSAL
RECEIPTS**

Account #	Account Description	ACTUAL 2017-2018	ACTUAL 2018-2019	BUDGETED 2019-2020	PROJECTED 2019-2020	PROPOSED 2020-2021	Budget FY20 vs. Proposed Difference	%
10-4100	Sales Tax	1,707,203.87	1,699,746.50	1,733,825.00	1,733,825.00	1,759,832.00	26,007	1.5%
10-4110	Financial Institution Tax	0.00	0.00	750.00	754.00	750.00	0	0.0%
10-4200	Franchise Tax	247,891.78	253,941.65	240,000.00	240,000.00	240,000.00	0	0.0%
10-4300	Business/Contractor's License	9,415.75	9,607.25	9,300.00	9,300.00	9,300.00	0	0.0%
10-4301	Liquor License	11,400.00	14,040.00	13,000.00	13,000.00	13,000.00	0	0.0%
10-4319	Other Licenses	2,570.00	4,665.00	5,000.00	5,000.00	5,000.00	0	0.0%
10-4320	Building Permits	26,905.15	20,943.10	25,000.00	25,000.00	25,000.00	0	0.0%
10-4321	Zoning Permits	200.00	100.00	400.00	200.00	200.00	-200	-50.0%
10-4329	Other Permits	100.00	400.00	300.00	300.00	300.00	0	0.0%
10-4400	Miscellaneous Receipts	3,800.85	3,180.34	5,000.00	3,000.00	3,000.00	-2,000	-40.0%
10-4500	Fines, fees, forfeitures	62,869.69	58,923.37	50,000.00	50,000.00	50,000.00	0	0.0%
10-4520	School Assessment	1,158.94	1,102.71	800.00	800.00	800.00	0	0.0%
10-4600	Interest	7,789.00	30,831.65	42,300.00	28,700.00	13,500.00	-28,800	-68.1%
10-4700	School Officer Reimbursement	137,189.75	138,039.41	144,680.00	72,546.00	146,000.00	1,320	0.9%
10-4715	Child Safety Seat Donations	0.00	0.00	0.00	0.00	0.00	0	
10-4716	Blue Light Donations	0.00	0.00	0.00	0.00	0.00	0	
10-4717	Community Event Funds	0.00	500.00	500.00	0.00	0.00	-500	
10-4735	Miscellaneous Grants	0.00	0.00	0.00	0.00	0.00	0	
10-4740	Enforcement Grants	635.49	1,366.87	1,500.00	0.00	1,500.00	0	0.0%
10-4800	Lease Revenue	27,391.73	31,437.56	33,400.00	34,078.00	34,078.00	678	2.0%
	MSU - \$12,156 Old City Hall - \$6,846 Cell Tower - \$15,076							
10-4850	Bond Proceeds-Other Fin Sour	0.00	0.00	0.00	0.00	0.00	0	
10-4870	Sales of Property	0.00	2,811.00	9,000.00	9,112.00	0.00	-9,000	-100.0%
10-4900	Transfer In	171,624.00	173,772.00	0.00	0.00	171,760.00	171,760	
	TOTAL RECEIPTS	2,418,146.00	2,445,408.41	2,314,755.00	2,225,615.00	2,474,020.00	159,265	6.9%

**ADMINISTRATIVE DEPARTMENT
2020-2021 BUDGET PROPOSAL**

MISSION STATEMENT

Our Mission is Character-Driven Professionalism

We serve internal publics - Mayor, Board of Aldermen, City Administrator, Department Directors, and Co-Workers

We server external publics - Residents, Businesses, Builders/Architects/Contractors and Visitors

We strive to treat our diverse public fairly, courtesously, and equitably

We strive to be as PEOPLE-minded as wer are TASK-oriented

GOALS

Practice the Golden Rule

Strtive for Compentency

Resolve Prblematic Issues

OBJECTIVES

Be courteous and helpful, listen to understand, respond promptly, value others time

Listen carefully, take n otes, research before answering, keep promises made, return emails and phone calls promptly

Recognize how deadlines impact others

Stay open-minded, take extra steps to resolve issues, take personal accountability for mistakes and sincerely apologize

Anticipate problems and take initiative to prevent and resolve

**ADMINISTRATIVE DEPARTMENT
2020-2021 BUDGET PROPOSAL
EXPENDITURES**

Account #	Account Description	ACTUAL 2017-2018	ACTUAL 2018-2019	BUDGETED 2019-2020	PROJECTED 2019-2020	PROPOSED 2020-2021	Budget FY20 vs. Proposed Difference	%
	PERSONNEL:							
10-501-0110	Salaries	283,584.49	309,586.73	299,240.00	299,240.00	299,542.00	302	0.1%
10-501-0115	Overtime	0.00	0.00	0.00	0.00	0.00	0	
10-501-0120	Attorney Retainer	0.00	3,274.50	2,000.00	2,000.00	2,000.00	0	0.0%
10-501-0130	Engineer Retainer	0.00	0.00	8,000.00	8,000.00	8,000.00	0	
10-501-0150	Municipal Judge	14,394.96	15,435.00	8,163.00	8,082.00	0.00	-8,163	-100.0%
	Personnel Total	297,979.45	328,296.23	317,403.00	317,322.00	309,542.00	-7,861	-2.5%
	EMPLOYEE BENEFITS:							
10-501-0220	FICA	20,943.91	23,077.37	22,892.00	22,892.00	22,900.00	8	0.0%
10-501-0230	Unemployment Insurance	171.55	195.33	75.00	5.00	0.00	-75	-100.0%
10-501-0235	Workman's Compensation	7,129.03	8,374.57	5,000.00	3,500.00	4,200.00	-800	-16.0%
10-501-0240	LAGERS Retirement	52,463.30	56,526.26	53,932.00	53,932.00	53,336.00	-596	-1.1%
10-501-0250	Hospitalization	54,125.91	61,668.83	72,114.00	70,500.00	75,000.00	2,886	4.0%
	Employee Benefits Total	134,833.70	149,842.36	154,013.00	150,829.00	155,436.00	1,423	0.9%
	OCCUPANCY:							
10-501-0320	Electricity	8,801.63	10,019.06	10,000.00	10,000.00	10,000.00	0	0.0%
10-501-0330	Heating/Generator Fuel	0.00	0.00	70.00	0.00	70.00	0	0.0%
10-501-0340	Grounds-Bldg/Clean/Maintenance	12,429.66	9,477.99	13,500.00	13,500.00	13,500.00	0	0.0%
	Occupancy Total	21,231.29	19,497.05	23,570.00	23,500.00	23,570.00	0	0.0%
	OFFICE EXPENSE:							
10-501-0410	Postage	2,859.60	3,096.43	3,000.00	3,000.00	3,000.00	0	0.0%
10-501-0430	Telecommunications	10,731.13	12,079.63	10,800.00	10,550.00	12,330.00	1,530	14.2%
10-501-0440	Supplies & Materials	18,715.10	14,526.38	17,000.00	17,000.00	17,000.00	0	0.0%
10-501-0450	Miscellaneous	0.00	0.00	200.00	0.00	200.00	0	0.0%
10-501-0460	Office Equipment Repairs/Maintenance	29,050.55	27,094.28	25,500.00	25,500.00	25,500.00	0	0.0%
10-501-0470	New Equipment/Office	16,557.09	5,978.04	5,750.00	5,500.00	5,220.00	-530	-9.2%
	Office Expense Total	77,913.47	62,774.76	62,250.00	61,550.00	63,250.00	1,000	1.6%

	Account Description	ACTUAL 2017-2018	ACTUAL 2018-2019	BUDGETED 2019-2020	PROJECTED 2019-2020	PROPOSED 2020-2021	Budget FY20 vs. Proposed Difference	%
	TRAVEL/MOBILE:							
10-501-0510	Gas & Oil	1,260.14	1,439.08	1,450.00	1,450.00	1,300.00	-150	-10.3%
10-501-0530	Repairs/Maintenance	1,240.77	1,429.87	1,450.00	1,500.00	1,500.00	50	3.4%
10-501-0550	Food/Lodging/Transportation	7,809.40	5,576.73	5,010.00	4,100.00	4,390.00	-620	-12.4%
10-501-0560	Association Dues	3,928.20	4,141.52	5,300.00	5,300.00	5,130.00	-170	-3.2%
	Travel/Mobile Total	14,238.51	12,587.20	13,210.00	12,350.00	12,320.00	-890	-6.7%
	SPECIAL EXPENSE:							
10-501-0710	Mayor & Board	17,575.00	18,900.00	20,000.00	20,000.00	20,000.00	0	0.0%
10-501-0715	Animal Control Expenses	0.00	75.00	540.00	450.00	400.00	-140	-25.9%
10-501-0720	Legal Notices	1,535.00	1,578.50	1,500.00	1,500.00	1,500.00	0	0.0%
10-501-0721	Election Expenses	7,567.80	3,071.82	2,600.00	2,334.00	2,600.00	0	0.0%
10-501-0730	Demolition Expense	450.00	0.00	0.00	0.00	15,000.00	15,000	
10-501-0735	Registration & Training	6,381.90	6,289.00	6,815.00	5,500.00	8,005.00	1,190	17.5%
10-501-0742	Community Events	0.00	541.35	650.00	200.00	250.00	-400	-61.5%
10-501-0765	Insurance	26,821.99	25,335.12	32,125.00	32,100.00	34,000.00	1,875	5.8%
10-501-0770	Council Contingencies	16,707.31	16,014.08	20,000.00	32,500.00	30,000.00	10,000	50.0%
10-501-0772	Spring Cleanup	0.00	0.00	250.00	250.00	250.00	0	0.0%
10-501-0775	Drug Screen/Physicals	348.00	288.00	750.00	350.00	750.00	0	0.0%
10-501-0780	Audit	8,000.00	6,550.00	8,500.00	4,000.00	6,500.00	-2,000	-23.5%
10-501-0790	BOCA Plan Review	0.00	0.00	0.00	0.00	0.00	0	
	Special Expense Total	85,387.00	78,642.87	93,730.00	99,184.00	119,255.00	25,525	27.2%
	DEBT SERVICE:							
10-501-0810	Vehicle Lease	0.00	0.00	10,000.00	9,600.00	14,300.00	4,300	43.0%
	Debt Service Total	0.00	0.00	10,000.00	9,600.00	14,300.00	4,300	43.0%
	CAPITAL OUTLAY:							
10-501-0905	Capital Outlay	2,920.00	9,338.26	12,000.00	15,000.00	7,300.00	-4,700	-39.2%
	Capital Outlay Total	2,920.00	9,338.26	12,000.00	15,000.00	7,300.00	-4,700	-39.2%
	TOTAL	634,503.42	660,978.73	686,176.00	689,335.00	704,973.00	18,797	2.7%

WORKSHEET A

ADMINISTRATIVE DEPARTMENT 2020-2021 BUDGET PROPOSAL PERSONNEL SCHEDULE Department 501			
Number	Position	Current	PROPOSED 2020-2021
1	City Administrator (1)	30,452.00	28,358.00
1	City Clerk (2)	24,887.00	27,468.00
1	Treasurer/Finance Officer	35,412.00	36,088.00
1	Utility/Billing Clerk (3)	5,616.00	5,970.00
1	Receptionist (4)	21,915.00	22,476.00
1	Deputy City Clerk	32,510.00	33,446.00
1	Collector	1.00	1.00
1	Code/Fire Official	34,611.00	35,547.00
1	Building Official	45,032.00	39,936.00
1	Community Service Official	24,440.00	25,376.00
1	IT TECH (part-time)	7,800.00	7,800.00
1	City Attorney	32,364.00	33,301.00
	Paid Sick	4,200.00	3,775.00
	TOTAL ANNUAL WAGES	299,240.00	299,542.00

- (1) 35% Administrative (501)
- 30% Water/Sewer (510)
- 35% Transportation (520)
- (2) 50% Administrative (501)
- 25% Water (510)
- 25% Airport (522)
- (3) 20% Administrative (501)
- 80% Water (520)
- (4) 60% Administrative (501)
- 40% Water (520)

WORKSHEET B

ADMINISTRATIVE DEPARTMENT 2020-2021 BUDGET PROPOSAL NEW EQUIPMENT/OFFICE		
10-501-0470	Purchase Description	PROPOSED 2020-2021
	TBD-Computer related	1,000.00
	Fire Suppression System-Data*	500.00
	Computer Replacement	3,500.00
	Tables for Council Chambers	220.00
	TOTAL	5,220.00

*Split cost w/ PD

ADMINISTRATIVE DEPARTMENT 2020-2021 BUDGET PROPOSAL CAPITAL OUTLAY		
10-501-0905	Purchase Description	PROPOSED 2020-2021
	Finish Server Upgrade	2,900.00
	Heat Pump Mini- CA Office	4,400.00
	TOTAL	7,300.00

<p style="text-align: center;">POLICE DEPARTMENT 2020-2021 BUDGET PROPOSAL</p>

MISSION STATEMENT

Maintain a safe and secure environment by providing prompt, effective and service-oriented law enforcement.

CORE VALUES

INTEGRITY: Honorable, uncompromising principals and honesty. Dedicated to a strict ethical code.

RESPECT: Treat people fairly, without prejudice and with an appreciation for diversity.

PROFESSIONAL: Committed to high standards. Unified and dedicated to our mission.

COMPASSION: Respect the dignity of all people, providing services in an understanding and courteous manner.

COMMITMENT: Loyal to the department and community. Committed to quality service.

**POLICE DEPARTMENT
2020-2021 BUDGET PROPOSAL
EXPENDITURES**

Account #	Account Description	ACTUAL 2017-2018	ACTUAL 2018-2019	BUDGETED 2019-2020	PROJECTED 2019-2020	PROPOSED 2020-2021	Budget FY20 vs. Proposed Difference	%
	PERSONNEL:							
10-502-0110	Salaries (W.S.-A)	636,778.15	640,392.91	675,772.00	665,000.00	644,359.00	-31,413	-4.6%
10-502-0112	Part-Time Salaries (W.S.-A)	4,670.33	5,234.40	7,000.00	13,500.00	25,675.00	18,675	266.8%
10-502-0115	Overtime	4,555.73	3,419.30	7,000.00	6,400.00	6,000.00	-1,000	-14.3%
10-502-0120	Dog Handler Retainer	0.00	0.00	0.00	0.00	0.00	0	
	Personnel Total	646,004.21	649,046.61	689,772.00	684,900.00	676,034.00	-13,738	-2.0%
	EMPLOYEE BENEFITS:							
10-502-0210	Uniforms & Cleaning Allowance	10,580.50	11,824.21	11,020.00	11,780.00	11,280.00	260	2.4%
10-502-0220	FICA	48,710.79	48,915.21	52,692.00	52,000.00	52,000.00	-692	-1.3%
10-502-0230	Unemployment Insurance	530.77	409.11	120.00	420.00	0.00	-120	-100.0%
10-502-0235	Workman's Compensation	43,662.69	39,240.90	22,000.00	30,000.00	21,000.00	-1,000	-4.5%
10-502-0240	LAGERS Retirement	124,526.25	127,949.45	127,492.00	115,000.00	126,500.00	-992	-0.8%
10-502-0250	Hospitalization	131,169.12	126,452.91	169,681.00	155,000.00	157,000.00	-12,681	-7.5%
	Employee Benefits Total	359,180.12	354,791.79	383,005.00	364,200.00	367,780.00	-15,225	-4.0%
	OCCUPANCY:							
10-502-0320	Electricity	8,436.60	9,623.07	9,600.00	9,800.00	9,840.00	240	2.5%
10-502-0330	Heating/Generator Fuel	0.00	0.00	70.00	70.00	70.00	0	0.0%
10-502-0340	Grounds-Bldg/Clean/Maintenance	14,380.07	11,894.57	15,100.00	11,600.00	15,000.00	-100	-0.7%
	Occupancy Total	22,816.67	21,517.64	24,770.00	21,470.00	24,910.00	140	0.6%
	OFFICE EXPENSE:							
10-502-0410	Postage	408.07	562.81	700.00	600.00	700.00	0	0.0%
10-502-0430	Telecommunications	15,331.94	17,644.01	17,600.00	18,500.00	20,500.00	2,900	16.5%
10-502-0440	Supplies & Materials	7,614.17	3,503.08	5,400.00	5,000.00	5,200.00	-200	-3.7%
10-502-0450	Miscellaneous	0.00	0.00	20.00	20.00	200.00	180	900.0%
10-502-0460	Office Equipment Repairs/Maintenance	33,394.17	34,461.90	37,250.00	35,000.00	37,250.00	0	0.0%
10-502-0470	New Equipment/Office (W.S.-B1)	5,046.85	3,557.49	1,250.00	1,500.00	7,150.00	5,900	472.0%
	Office Expense Total	61,795.20	59,729.29	62,220.00	60,620.00	71,000.00	8,780	14.1%
	TRAVEL/MOBILE:							
10-502-0510	Gas & Oil	19,219.79	17,279.00	18,600.00	17,600.00	17,600.00	-1,000	-5.4%
10-502-0525	Equipment Repair	1,067.00	1,220.20	1,200.00	1,100.00	1,200.00	0	0.0%
10-502-0530	Vehicle Repairs/Maintenance	7,548.19	8,123.26	7,000.00	5,000.00	6,600.00	-400	-5.7%
10-502-0560	Association Dues	2,785.00	2,930.00	3,410.00	2,950.00	3,555.00	145	4.3%
	Travel/Mobile Total	30,619.98	29,552.46	30,210.00	26,650.00	28,955.00	-1,255	-4.2%

	Account Description	ACTUAL 2017-2018	ACTUAL 2018-2019	BUDGETED 2019-2020	PROJECTED 2019-2020	PROPOSED 2020-2021	Budget FY20 vs. Proposed Difference	%
	MATERIALS/SUPPLIES:							
10-502-0610	Supplies & Materials	2,771.03	2,213.33	2,600.00	2,780.00	2,400.00	-200	-7.7%
10-502-0620	New Equipment	11,829.91	8,260.75	5,480.00	5,200.00	4,680.00	-800	-14.6%
10-502-0630	Ammunition	3,120.50	370.00	3,800.00	1,000.00	3,000.00	-800	-21.1%
10-502-0640	Court & Prisoner	0.00	0.00	800.00	0.00	200.00	-600	-75.0%
10-502-0670	Canine Expense	0.00	0.00	0.00	0.00	0.00	0	
10-502-0680	Animal Shelter Fees	125.06	0.00	0.00	0.00	0.00	0	
	Materials/Supplies Total	17,846.50	10,844.08	12,680.00	8,980.00	10,280.00	-2,400	-18.9%
	SPECIAL EXPENSE:							
10-502-0735	Registration & Training	6,702.56	5,688.66	7,000.00	6,770.00	9,000.00	2,000	28.6%
10-502-0740	Child Safety Seat Program	433.56	544.79	600.00	0.00	600.00	0	0.0%
10-502-0741	Blue Light Expenses	0.00	0.00	300.00	0.00	0.00	-300	-100.0%
10-502-0742	Community Event Expenses	102.00	182.76	400.00	220.00	400.00	0	0.0%
10-502-0750	Dispatching	63,662.13	63,557.16	65,000.00	63,500.00	65,000.00	0	0.0%
10-502-0765	Insurance	21,983.89	22,283.27	25,850.00	25,850.00	27,600.00	1,750	6.8%
10-502-0770	Contingencies	0.00	0.00	0.00	0.00	0.00	0	
10-502-0772	Bad Debt	0.00	0.00	0.00	0.00	0.00	0	
10-502-0775	Drug Screen/Physicals	438.00	1,088.00	600.00	700.00	600.00	0	0.0%
	Special Expense Total	93,322.14	93,344.64	99,750.00	97,040.00	103,200.00	3,450	3.5%
	DEBT SERVICE:							
10-502-0810	Vehicle Lease	0.00	0.00	9,000.00	8,400.00	38,000.00	29,000	322.2%
	Debt Service Total	0.00	0.00	9,000.00	8,400.00	38,000.00	29,000	322.2%
	CAPITAL OUTLAY:							
10-502-0905	Capital Outlay (W.S.-B2)	12,349.94	22,998.66	0.00	43,000.00	20,000.00	20,000	
	Capital Outlay Total	12,349.94	22,998.66	0.00	43,000.00	20,000.00	20,000	
	TOTAL	1,243,934.76	1,241,825.17	1,311,407.00	1,315,260.00	1,340,159.00	28,752	2.2%

WORKSHEET A

POLICE DEPARTMENT 2020-2021 BUDGET PROPOSAL PERSONNEL SCHEDULE Department 502			
Number	Position	Current	PROPOSED 2020-2021
1	Police Chief	61,004.00	61,942.00
1	Lieutenant	54,600.00	55,536.00
2	Sergeant/Supervisor	86,840.00	88,712.00
10	Police Officer (1)	387,920.00	350,480.00
1	Administrative Assistant	37,960.00	38,896.00
1	Clerk Typist	24,960.00	25,896.00
	Paid Vacation/Sick	20,970.00	21,379.00
	PAID INCENTIVE	1,518.00	1,518.00
502-0112	Police Full-Time Total	675,772.00	644,359.00
2	Part Time Officer	7,000.00	25,675.00
502-0112	Police Part-Time Total	7,000.00	25,675.00
	TOTAL ANNUAL WAGES	682,772.00	670,034.00

NOTE: (1) 2 Officers (school term only) funded by Camdenon R-III School

WORKSHEET B

POLICE DEPARTMENT 2020-2021 BUDGET PROPOSAL NEW EQUIPMENT		
	Purchase Description	PROPOSED 2020-2021
10-502-0470		
4	Computers	2,400.00
	Fire Suppression System-Data*	500.00
1	Server.Data Storage	4,250.00
	Sub-Total	7,150.00
10-502-0620		
1	Taser 360 Program	1,680.00
3	Body Cameras	3,000.00
	Sub-Total	4,680.00
	TOTAL	11,830.00

*Split cost w/Admin

POLICE DEPARTMENT 2020-2021 BUDGET PROPOSAL CAPITAL OUTLAY		
	Purchase Description	PROPOSED 2020-2021
10-502-0905		
3	Equipment for Lease Vehicles	20,000.00
TOTAL		20,000.00

** Split cost with Admin

**FIRE DEPARTMENT
2020-2021 BUDGET PROPOSAL
EXPENDITURES**

Account #	Account Description	ACTUAL 2017-2018	ACTUAL 2018-2019	BUDGETED 2019-2020	PROJECTED 2019-2020	PROPOSED 2020-2021	Budget FY20 vs. Proposed Difference	%
	PERSONNEL:							
10-503-0110	Salaries (W.S.-A)	0.00	0.00	0.00	0.00	0.00	0	
10-503-0115	Overtime	0.00	0.00	0.00	0.00	0.00	0	
10-503-0160	Fire Service	297,250.00	304,681.00	312,300.00	312,300.00	324,792.00	12,492	4.0%
	Personnel Total	297,250.00	304,681.00	312,300.00	312,300.00	324,792.00	12,492	4.0%
	EMPLOYEE BENEFITS:							
10-503-0210	Uniforms	0.00	0.00	0.00	0.00	0.00	0	
10-503-0220	FICA	0.00	0.00	0.00	0.00	0.00	0	
10-503-0230	Unemployment Insurance	0.00	0.00	0.00	0.00	0.00	0	
10-503-0235	Workman's Compensation	0.00	0.00	0.00	0.00	0.00	0	
10-503-0240	LAGERS Retirement	6,466.00	0.00	6,200.00	6,193.00	8,446.00	2,246	36.2%
10-503-0250	Hospitalization	0.00	0.00	0.00	0.00	0.00	0	
	Employee Benefits Total	6,466.00	0.00	6,200.00	6,193.00	8,446.00	2,246	36.2%
	OCCUPANCY:							
	Occupancy Total	0.00	0.00	0.00	0.00	0.00	0	
	OFFICE EXPENSE:						0	
	Office Expense Total	0.00	0.00	0.00	0.00	0.00	0	
	TRAVEL/MOBILE:						0	
	Travel/Mobile Total	0.00	0.00	0.00	0.00	0.00	0	
	MATERIALS/SUPPLIES:						0	
	Supplies/Materials Total	0.00	0.00	0.00	0.00	0.00	0	
	SPECIAL EXPENSE:							
10-503-0725	Warning Sirens	2606.10	6,840.00	3,500.00	3,500.00	5,000.00	1,500	42.9%
10-503-0765	Insurance	0.00	563.49	250.00	0.00	0.00	-250	-100.0%
	Special Expense Total	0.00	7,403.49	3,750.00	3,500.00	5,000.00	1,250	33.3%
	CAPITAL OUTLAY:							
	Capital Outlay Total	0.00	0.00	0.00	0.00	0.00	0	
	TOTAL	303,716.00	312,084.49	322,250.00	321,993.00	338,238.00	15,988	5.0%

**C.O.P. SERIES 2004
2020-2021 BUDGET PROPOSAL
EXPENDITURES**

Account #	Account Description	ACTUAL 2017-2018	ACTUAL 2018-2019	BUDGETED 2019-2020	PROJECTED 2019-2020	PROPOSED 2020-2021	Budget FY20 vs. Proposed Difference	%
	OCCUPANCY EXPENSE:							
10-509-0340	Building/Grounds & Maintenance	0.00	0.00	0.00	0.00	0.00	0	
	Occupancy Expense Total	0.00	0.00	0.00	0.00	0.00	0	
	SPECIAL EXPENSE:							
10-509-0765	Insurance	0.00	0.00	0.00	0.00	0.00	0	
	Special Expense Total	0.00	0.00	0.00	0.00	0.00	0	
	DEBT SERVICE:							
10-509-0850	Principal - Series 2003	0.00	0.00	0.00	0.00	0.00	0	
10-509-0855	Principal - Series 2004	140,000.00	145,000.00	150,000.00	150,000.00	150,000.00	0	0.0%
10-509-0860	Interest - Series 2003	0.00	0.00	0.00	0.00	0.00	0	
10-509-0865	Interest - Series 2004	29,680.42	26,813.23	23,655.00	23,655.00	19,905.00	-3,750	-15.9%
10-509-0870	Bank Fees - Series 2003	0.00	0.00	0.00	0.00	0.00	0	
10-509-0875	Bank Fees - Series 2004	1,855.00	1,855.00	1,855.00	1,855.00	1,855.00	0	0.0%
10-509-0881	Legal/Accounting Fees	0.00	0.00	0.00	0.00	0.00	0	
10-509-0885	Cost of Issuance - 2012	0.00	0.00	0.00	0.00	0.00	0	
10-509-0890	Cost of Issuance - Series 2003	0.00	0.00	0.00	0.00	0.00	0	
	Debt Service Total	171,535.42	173,668.23	175,510.00	175,510.00	171,760.00	-3,750	-2.1%
	TOTAL	171,535.42	173,668.23	175,510.00	175,510.00	171,760.00	-3,750	-2.1%

Series 2004 - City Hall/Police Facility

Principal Balance - 7/1/20	640,000.00
Principal Paid - FY 20/21	<u>-150,000.00</u>
Principal Balance - 6/30/21	490,000.00
Scheduled to be Paid Off:	July 1, 2024

**C.O.P. BONDS
SERIES 2004**

Date	Principal	Interest	Total Payment	Fiscal Total
01/01/2013	0.00	22,396.78	22,396.78	
07/01/2013	130,000.00	19,570.00	149,570.00	171,966.78
01/01/2014	0.00	18,920.00	18,920.00	
07/01/2014	140,000.00	18,920.00	158,920.00	177,840.00
01/01/2015	0.00	18,080.00	18,080.00	
07/01/2015	135,000.00	18,080.00	153,080.00	171,160.00
01/01/2016	0.00	17,168.75	17,168.75	
07/01/2016	140,000.00	17,168.75	157,168.75	174,337.50
01/01/2017	0.00	16,083.75	16,083.75	
07/01/2017	140,000.00	16,083.75	156,083.75	172,167.50
01/01/2018	0.00	14,858.75	14,858.75	
07/01/2018	140,000.00	14,858.75	154,858.75	169,717.50
01/01/2019	0.00	13,458.75	13,458.75	
07/01/2019	145,000.00	13,458.75	158,458.75	171,917.50
01/01/2020	0.00	11,827.50	11,827.50	
07/01/2020	150,000.00	11,827.50	161,827.50	173,655.00
01/01/2021	0.00	9,952.50	9,952.50	
07/01/2021	150,000.00	9,952.50	159,952.50	169,905.00
01/01/2022	0.00	7,890.00	7,890.00	
07/01/2022	160,000.00	7,890.00	167,890.00	175,780.00
01/01/2023	0.00	5,490.00	5,490.00	
07/01/2023	160,000.00	5,490.00	165,490.00	170,980.00
01/01/2024	0.00	2,890.00	2,890.00	
07/01/2024	170,000.00	2,890.00	172,890.00	175,780.00
TOTALS	1,760,000.00	315,206.78	2,075,206.78	2,075,206.78

Payments made to Country Club Bank

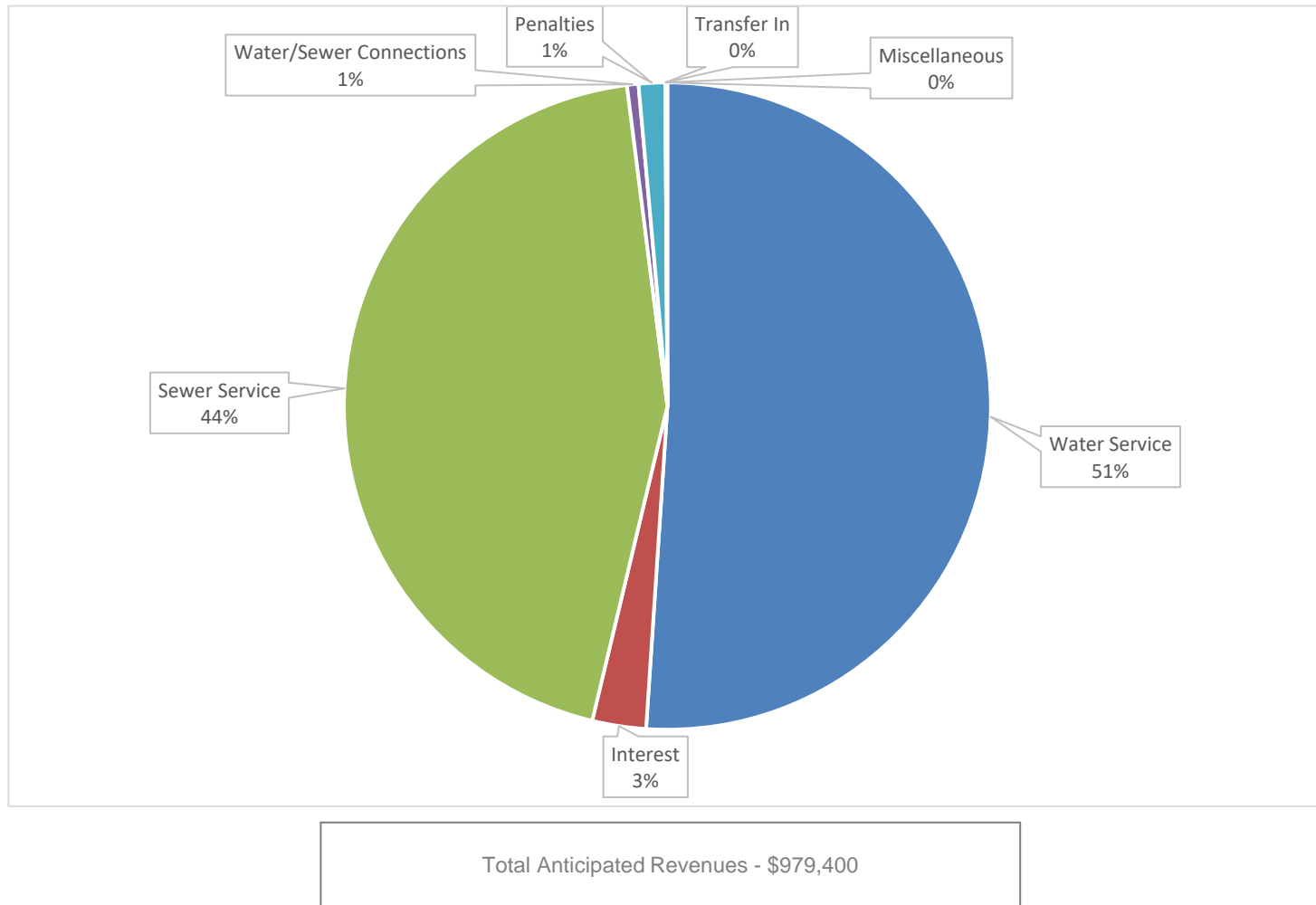
**WATER/SEWER FUND
2020-2021 BUDGET PROPOSAL
BUDGET SUMMARY**

	REVENUE	EXPENDITURES	DIFFERENCE
Water/Sewer Fund	979,400.00		
Water Department		945,057.00	
Sewer Department		394,531.00	
TOTAL	979,400.00	1,339,588.00	-360,188.00

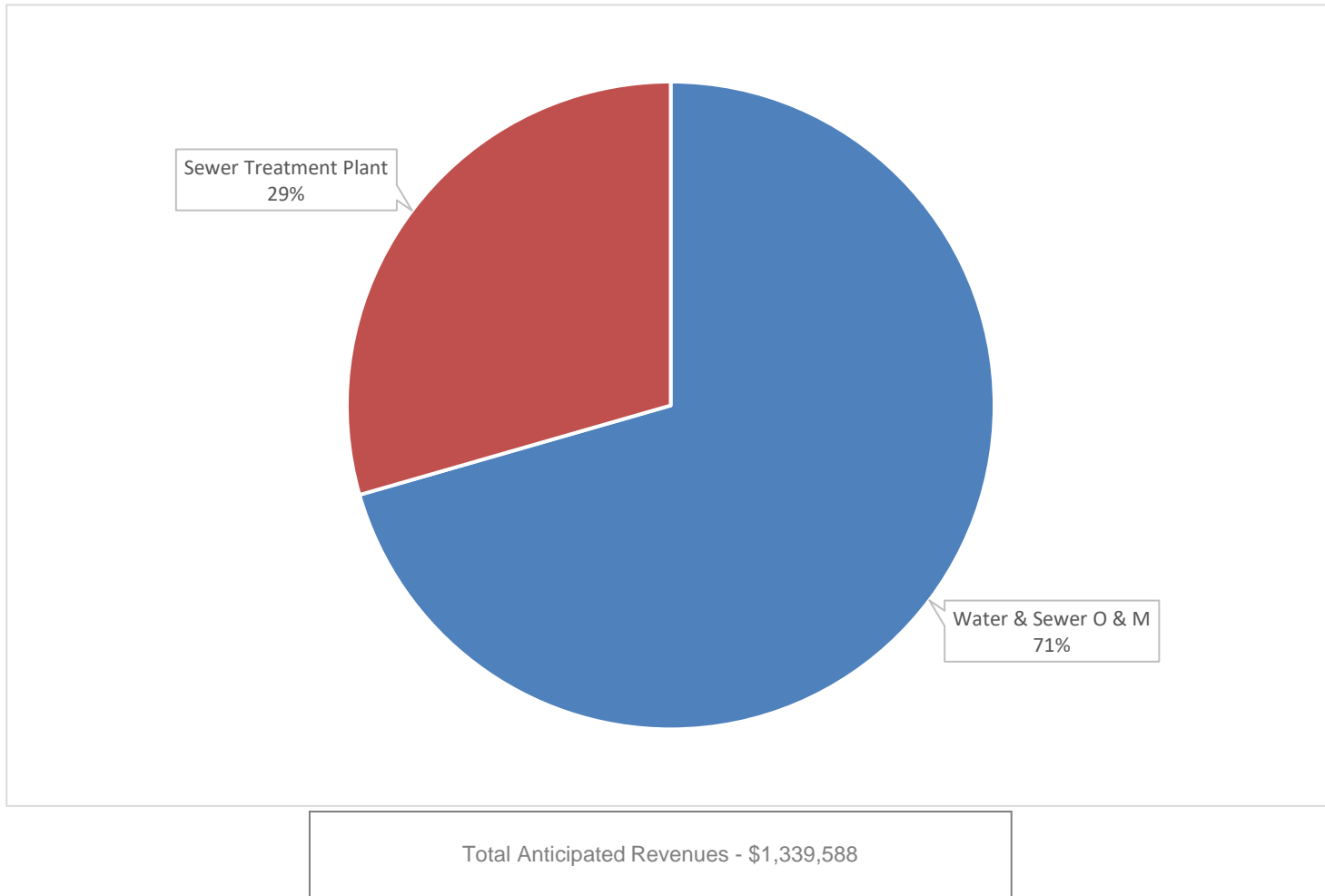
Estimated Balance October 1, 2020	1,551,775.00
BUDGETED REVENUE	<u>979,400.00</u>
Funds Available	2,531,175.00
 BUDGETED EXPENDITURES	 <u>1,339,588.00</u>
Estimated Balance September 30, 2021	1,191,587.00

Reserve Funds Mulberry Well	\$0.00
-----------------------------	--------

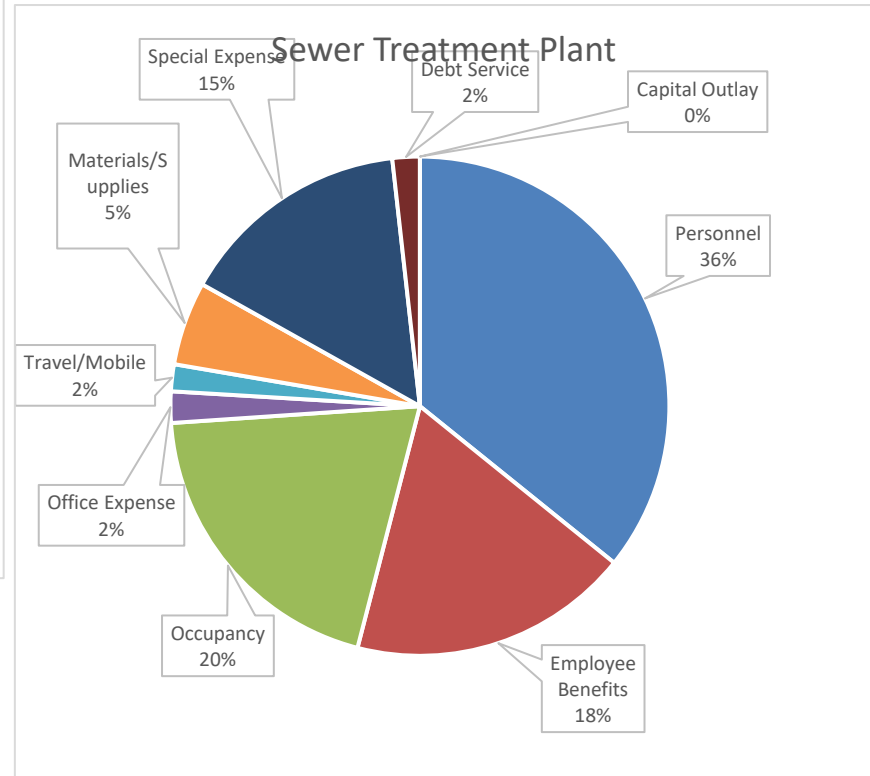
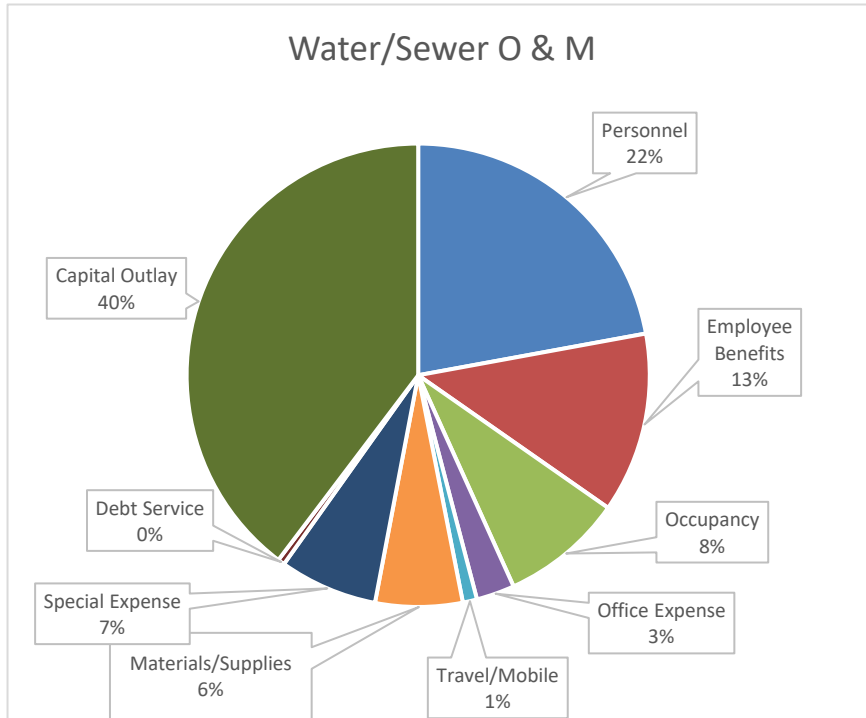
WATER/SEWER FUND REVENUE 2020-2021 BUDGET PROPOSAL



WATER/SEWER FUND OVERALL BUDGET 2020-2021 BUDGET PROPOSAL



WATER/SEWER FUND EXPENDITURES BY DEPARTMENT 2020-2021 BUDGET PROPOSAL



Total Anticipated
 Water/Sewer O & M Expenditures - \$945,057
 Sewer Treatment Plant Expenditures - \$394,531

**WATER/SEWER OPERATION & MAINTENANCE
2020-2021 BUDGET PROPOSAL
RECEIPTS**

Account #	Account Description	ACTUAL 2017-2018	ACTUAL 2018-2019	BUDGETED 2019-2020	PROJECTED 2019-2020	PROPOSED 2020-2021	Budget FY20 vs. Proposed Difference	%
20-4400	Miscellaneous Receipts	12,918.69	12,648.11	1,000.00	1,000.00	1,000.00	0	0.0%
20-4600	Interest	8,763.16	42,370.77	43,400.00	34,370.00	26,300.00	-17,100	-39.4%
20-4800	Water Service	568,871.66	499,601.33	545,000.00	490,000.00	500,000.00	-45,000	-8.3%
20-4810	Sewer Service	479,536.61	435,914.54	460,000.00	425,000.00	433,500.00	-26,500	-5.8%
20-4815	Penalties	14,449.35	13,974.75	13,000.00	13,000.00	13,000.00	0	0.0%
20-4820	Water Connections	7,900.00	9,250.00	7,450.00	2,000.00	5,000.00	-2,450	-32.9%
20-4830	Sewer Connections	750.00	1,350.00	600.00	600.00	600.00	0	0.0%
20-4840	Bad Debts Collected	-657.72	-752.43	0.00	0.00	0.00	0	
20-4880	Gain on Disposal of Assets	0.00	0.00	0.00	0.00	0.00	0	
20-4900	Transfer In	200,004.00	81,207.73	0.00	0.00	0.00	0	
	TOTAL RECEIPTS	1,292,535.75	1,095,564.80	1,070,450.00	965,970.00	979,400.00	-91,050	-8.5%

<p style="text-align: center;">WATER/SEWER OPERATION & MAINTENANCE 2020-2021 BUDGET PROPOSAL</p>

MISSION STATEMENT

Provide safe and reliable drinking water and maintain sanitary sewer service to the City.

GOALS

Ensure the citizens of the City of Camdenton have the best possible water and sewer system.

OBJECTIVES

Maintain the water system and sewer system in the best possible repair within the confines of the budget.

Respond to all customer inquiries as quickly as possible with courtesy, consideration, and efficiency.

Respond to all customer inquiries quickly and satisfactorily.

Work to improve the water and sewer systems to ensure current and future demands are met.

Follow EPA and MoDNR requirements.

**WATER/SEWER OPERATIONS MAINTENANCE
2020-2021 BUDGET PROPOSAL
EXPENDITURES**

Account #	Account Description	ACTUAL 2017-2018	ACTUAL 2018-2019	BUDGETED 2019-2020	PROJECTED 2019-2020	PROPOSED 2020-2021	Budget FY20 vs. Proposed Difference	%
	PERSONNEL:							
20-510-0110	Salaries (W.S.-A)	190,765.28	179,625.46	208,021.00	208,021.00	204,409.00	-3,612	-1.7%
20-510-0115	Overtime	3,348.42	3,393.97	4,500.00	4,000.00	4,000.00	-500	-11.1%
20-510-120	Back Up Water Operator	0.00	0.00	350.00	500.00	600.00	250	71.4%
	Personnel Total	194,113.70	183,019.43	212,871.00	212,521.00	209,009.00	-3,862	-1.8%
	EMPLOYEE BENEFITS:							
20-510-0210	Uniforms	1,159.96	1,697.98	2,000.00	1,500.00	2,200.00	200	10.0%
20-510-0220	FICA	14,223.36	13,594.08	16,258.00	16,258.00	16,000.00	-258	-1.6%
20-510-0230	Unemployment Insurance	130.57	107.49	15.00	15.00	0.00	-15	-100.0%
20-510-0235	Workman's Compensation	13,947.77	11,266.52	5,700.00	5,700.00	5,200.00	-500	-8.8%
20-510-0240	LAGERS Retirement	37,674.06	34,679.80	40,167.00	40,167.00	38,513.00	-1,654	-4.1%
20-510-0241	GASB 68 Lagers	0.00	-4,561.00	0.00	0.00	0.00	0	
20-510-0250	Hospitalization	40,804.78	37,238.67	55,146.00	55,146.00	57,000.00	1,854	3.4%
	Employee Benefits Total	107,940.50	94,023.54	119,286.00	118,786.00	118,913.00	-373	-0.3%
	OCCUPANCY:							
20-510-0320	Electricity	76,129.00	71,598.00	80,000.00	80,000.00	80,000.00	0	0.0%
20-510-0340	Grounds-Bldg/Clean/Maintenance	107.70	140.34	750.00	750.00	750.00	0	0.0%
	Occupancy Total	76,236.70	71,738.34	80,750.00	80,750.00	80,750.00	0	0.0%
	OFFICE EXPENSE:							
20-510-0410	Postage	6,241.38	6,782.06	7,500.00	12,350.00	12,350.00	4,850	64.7%
20-510-0430	Telecommunications	1,711.75	1,603.60	1,800.00	1,900.00	1,900.00	100	5.6%
20-510-0440	Office Expense	2,155.63	1,567.59	3,000.00	3,000.00	3,000.00	0	0.0%
20-510-0460	Equipment Repairs/Maintenance	9,914.81	7,951.80	10,000.00	7,500.00	8,000.00	-2,000	-20.0%
20-510-0470	New Equipment	335.95	2,490.00	0.00	0.00	0.00	0	
	Office Expense Total	20,359.52	20,395.05	22,300.00	24,750.00	25,250.00	2,950	13.2%
	TRAVEL/MOBILE:							
20-510-0510	Gas & Oil	6,337.43	5,729.76	6,200.00	6,200.00	6,200.00	0	0.0%
20-510-0530	Vehicle Repairs/Maintenance	3,896.69	3,646.97	2,500.00	2,500.00	2,500.00	0	0.0%
20-510-0550	Food & Lodging	0.00	0.00	0.00	0.00	0.00	0	
20-510-0560	Association Dues	639.50	627.00	700.00	700.00	700.00	0	0.0%
	Travel/Mobile Total	10,873.62	10,003.73	9,400.00	9,400.00	9,400.00	0	0.0%

	Account Description	ACTUAL 2017-2018	ACTUAL 2018-2019	BUDGETED 2019-2020	PROJECTED 2019-2020	PROPOSED 2020-2021	Budget FY20 vs. Proposed Difference	%
	MATERIALS/SUPPLIES:							
20-510-0610	Materials & Supplies	25,213.51	20,176.26	25,000.00	25,000.00	25,000.00	0	0.0%
20-510-0611	Fire Hydrants	0.00	8,886.66	10,000.00	10,000.00	6,000.00	-4,000	-40.0%
20-510-0615	Generator Fuel	0.00	122.08	500.00	500.00	500.00	0	0.0%
20-510-0620	New Equipment	400.00	0.00	1,300.00	1,300.00	500.00	-800	-61.5%
20-510-0625	Meter Expense	2,475.00	16,837.00	20,000.00	20,000.00	20,000.00	0	0.0%
20-510-0635	Pump Expense	588.34	1,668.38	4,000.00	4,000.00	4,000.00	0	0.0%
20-510-0655	Tower Expense	0.00	1,406.99	7,000.00	1,500.00	1,500.00	-5,500	-78.6%
	Materials/Supplies Total	28,676.85	49,097.37	67,800.00	62,300.00	57,500.00	-10,300	-15.2%
	SPECIAL EXPENSE:							
20-510-0735	Registration & Training	0.00	712.37	700.00	700.00	700.00	0	0.0%
20-510-0750	Debt Collection Fees	115.17	154.64	150.00	150.00	150.00	0	0.0%
20-510-0760	Permit Fees	2,739.93	5,544.48	6,000.00	12,561.00	6,000.00	0	0.0%
20-510-0765	Insurance	12,900.62	10,987.04	13,802.00	13,000.00	14,000.00	198	1.4%
20-510-0770	Contingencies	0.00	0.00	0.00	0.00	0.00	0	
20-510-0771	Depreciation	189,262.77	186,465.34	0.00	0.00	0.00	0	
20-510-0772	Bad Debt	2,509.00	2,547.02	60.00	60.00	60.00	0	0.0%
20-510-0773	Transfer Out	81,600.00	79,200.00	81,600.00	81,600.00	5,025.00	-76,575	-93.8%
20-510-0780	Audit	2,800.00	2,800.00	2,800.00	2,800.00	2,800.00	0	0.0%
20-510-0790	Professional Fees	47,580.27	23,810.82	36,000.00	36,000.00	36,000.00	0	0.0%
	Special Expense Total	339,507.76	312,221.71	141,112.00	146,871.00	64,735.00	-76,377	-54.1%
	DEBT SERVICE							
20-510-0810	Vehicle Lease	0.00	0.00	4,500.00	4,500.00	4,500.00	0	0.0%
20-510-0880	Amortization Expense	0.00	0.00	0.00	0.00	0.00	0	
	Debt Service Total	0.00	0.00	4,500.00	4,500.00	4,500.00	0	0.0%
	CAPITAL OUTLAY:							
20-510-0905	Capital Outlay (W.S.-B)	0.00	359.25	257,500.00	226,925.00	375,000.00	117,500	45.6%
	Capital Outlay Total	0.00	359.25	257,500.00	226,925.00	375,000.00	117,500	45.6%
	TOTAL	777,708.65	740,858.42	915,519.00	886,803.00	945,057.00	29,538	3.2%

WORKSHEET A

WORKSHEET B

WATER & SEWER OPERATIONS & MAINTENANCE 2020-2021 BUDGET PROPOSAL PERSONNEL SCHEDULE Department 510			
Number	Position	Current	*PROPOSED 2020-2021
1	Water Crew Leader	43,201.00	44,138.00
2	Water Laborer	58,468.00	47,632.00
1	Water Laborer II	30,326.00	31,262.00
1	Accounting/Utility Clerk (3)	22,464.00	23,879.00
1	Receptionist (4)	14,610.00	14,984.00
1	City Clerk (2)	24,887.00	13,734.00
1	City Administrator (1)	13,050.00	24,280.00
1	Paid Comp/Vacation/Sick	1,015.00	4,500.00
	TOTAL ANNUAL WAGES	208,021.00	204,409.00

WATER & SEWER OPERATIONS & MAINTENANCE 2020-2021 BUDGET PROPOSAL NEW EQUIPMENT		
	Purchase Description	PROPOSED 2020-2021
20-510-0470		
	Sub Total	0.00
20-510-0620		
1	Electric Pit Pump	500.00
	Sub Total	500.00
		500.00

NOTE: (1) 35% Administrative (501)
 30% Water/Sewer (510)
 35% Transportation (520)
 (2) 50% Administrative (501)
 25% Water (510)
 25% Airport (522)
 (3) 20% Administrative (501)
 80% Water(520)
 (4) 60% Administrative (501)
 40% Water (510)

WATER & SEWER OPERATIONS & MAINTENANCE 2020-2021 BUDGET PROPOSAL CAPITAL OUTLAY		
	Purchase Description	PROPOSED 2020-2021
20-510-0905		
1	Kansas to Cedar Watermain Replacement	225,000.00
1	Paint Kansas Tower	130,000.00
	Water Meter Software Upgrade	20,000.00
	TOTAL	375,000.00

SEWER TREATMENT PLANT & LIFT STATION OPERATION & MAINTENANCE 2020-2021 BUDGET PROPOSAL

MISSION STATEMENT

Provide high quality service of sanitary and storm water sewer systems to the entire community.

GOALS

Insure that the effluent meets or exceeds Department of Natural Resources requirements.

Operate and maintain the plant and lift stations in an efficient and effective manner.

Respond to all customer inquiries and complaints as quickly as possible, with courtesy and consideration.

Keep accurate records of maintenance, sludge hauling and testing as required by Department of Natural Resources.

Attend training classes and seminars to stay informed of the processes pertaining to the plant and lift stations.

Keep plant and lift stations clean and neat.

OBJECTIVES

Monthly review of the operating and maintenance budget.

Periodically schedule training classes.

Conduct regular preventative maintenance and make prompt repairs of plant and lift stations.

Mow, weed eat, and spray weeds and grass at plant and lift stations.

Do regular testing and operating procedures to maintain a high quality effluent.

Haul approximately 400 loads of sludge per year.

Provide copies of monthly, yearly, and special reports to the Mayor, Board, City Administrator and Department of Natural Resources.

**SEWER TREATMENT PLANT & LIFT STATION OPERATION & MAINTENANCE
2020-2021 BUDGET PROPOSAL
EXPENDITURES**

Account #	Account Description	ACTUAL 2017-2018	ACTUAL 2018-2019	BUDGETED 2019-2020	PROJECTED 2019-2020	PROPOSED 2020-2021	Budget FY20 vs. Proposed Difference	%
	PERSONNEL:							
20-511-0110	Salaries (W.S.-A)	116,960.61	125,116.88	128,347.00	128,347.00	130,222.00	1,875	1.5%
20-511-0115	Overtime	9,645.92	6,943.28	11,000.00	11,000.00	11,000.00	0	0.0%
	Personnel Total	126,606.53	132,060.16	139,347.00	139,347.00	141,222.00	1,875	1.3%
	EMPLOYEE BENEFITS:							
20-511-0210	Uniforms	1,154.65	1,630.68	1,750.00	800.00	1,150.00	-600	-34.3%
20-511-0220	FICA	9,930.63	9,639.78	10,660.00	10,660.00	10,860.00	200	1.9%
20-511-0230	Unemployment Insurance	72.54	63.36	63.00	63.00	0.00	-63	-100.0%
20-511-0235	Workman's Compensation	7,592.84	7,356.67	4,000.00	4,000.00	3,700.00	-300	-7.5%
20-511-0240	LAGERS Retirement	25,595.00	24,355.39	26,337.00	26,337.00	26,824.00	487	1.8%
20-511-0241	GASB 68 Lagers	0.00	-3,204.00	0.00	0.00	0.00	0	
20-511-0250	Hospitalization	22,673.91	22,761.05	28,280.00	28,280.00	29,400.00	1,120	4.0%
	Employee Benefits Total	67,019.57	62,602.93	71,090.00	70,140.00	71,934.00	844	1.2%
	OCCUPANCY:							
20-511-0320	Electricity	70,883.31	76,228.91	78,000.00	78,000.00	78,000.00	0	0.0%
20-511-0340	Grounds-Bldg/Clean/Maintenance	244.51	419.53	500.00	500.00	500.00	0	0.0%
	Occupancy Total	71,127.82	76,648.44	78,500.00	78,500.00	78,500.00	0	0.0%
	OFFICE EXPENSE:							
20-511-0430	Telecommunications	2,465.83	2,327.29	3,000.00	2,500.00	2,500.00	-500	-16.7%
20-511-0440	Office Expense	2,523.40	1,400.73	2,200.00	2,500.00	2,500.00	300	13.6%
20-511-0460	Equipment Repairs/Maintenance	3,905.65	3,039.88	3,000.00	2,000.00	3,000.00	0	0.0%
20-511-0470	New Equipment	0.00	659.00	0.00	0.00	0.00	0	
	Office Expense Total	8,894.88	7,426.90	8,200.00	7,000.00	8,000.00	-200	-2.4%
	TRAVEL/MOBILE:							
20-511-0510	Gas & Oil	3,148.40	3,202.24	2,950.00	2,000.00	2,600.00	-350	-11.9%
20-511-0530	Vehicle Repairs/Maintenance	4,811.80	4,705.05	3,500.00	3,500.00	3,500.00	0	0.0%
20-511-0550	Food/Lodging/Transportation	16.06	35.95	75.00	50.00	75.00	0	0.0%
20-511-0560	Association Dues	639.50	627.00	700.00	700.00	700.00	0	0.0%
	Travel/Mobile Total	8,615.76	8,570.24	7,225.00	6,250.00	6,875.00	-350	-4.8%
	MATERIALS/SUPPLIES:							
20-511-0610	Materials & Supplies	11,445.01	3,933.64	17,000.00	15,000.00	15,000.00	-2,000	-11.8%
20-511-0620	New Equipment	0.00	0.00	6,400.00	7,000.00	6,400.00	0	0.0%
	Materials/Supplies Total	11,445.01	3,933.64	23,400.00	22,000.00	21,400.00	-2,000	-8.5%

	Account Description	ACTUAL 2017-2018	ACTUAL 2018-2019	BUDGETED 2019-2020	PROJECTED 2019-2020	PROPOSED 2020-2021	Budget FY20 vs. Proposed Difference	%
	SPECIAL EXPENSE:							
20-511-0735	Registration & Training	46.25	0.00	100.00	0.00	100.00	0	0.0%
20-511-0765	Insurance	5,817.62	5,286.75	5,000.00	6,534.00	6,700.00	166	34.0%
20-511-0771	Depreciation	167,102.68	162,210.59	0.00	0.00	0.00	0	
20-511-0774	Lift Station/Treat Plant	40,958.63	29,641.52	40,000.00	45,000.00	50,000.00	5,000	25.0%
20-511-0780	Audit	2,800.00	2,800.00	2,800.00	2,800.00	2,800.00	0	0.0%
	Special Expense Total	216,725.18	199,938.86	47,900.00	54,334.00	59,600.00	5,266	24.4%
	DEBT SERVICE:							
20-511-0810	Vehicle Lease	0.00	0.00	7,400.00	4,200.00	7,000.00	2,800	-5.4%
	Debt Service Total	0.00	0.00	7,400.00	4,200.00	7,000.00	2,800	-5.4%
	CAPITAL OUTLAY:							
20-511-0905	Capital Outlay (W.S.-B)	1,600.00	96.75	82,000.00	82,000.00	0.00	-82,000	-100.0%
20-511-0950	Gain/Loss on Disposal of Asset	1,789.55	0.00	0.00	0.00	0.00	0	
	Capital Outlay Total	3,389.55	96.75	82,000.00	82,000.00	0.00	-82,000	-100.0%
	TOTAL	513,824.30	491,277.92	465,062.00	463,771.00	394,531.00	-69240	-15.2%

WORKSHEET A

SEWER TREATMENT PLANT & LIFT STATION OPERATION & MAINTENANCE 2020-2021 BUDGET PROPOSAL PERSONNEL SCHEDULE Department 511			
Number	Position	Current	PROPOSED 2020-2021
1	WWTP Operator	53,040.00	53,872.00
1	Lift Station Operator	32,552.00	33,488.00
1	WWTP Assistant	32,552.00	33,488.00
1	Paid Comp/Vacation/Sick	9,225.00	8,396.00
1	Incentive pay	978.00	978.00
TOTAL ANNUAL WAGES		128,347.00	130,222.00

WORKSHEET B

SEWER TREATMENT PLANT & LIFT STATION OPERATION & MAINTENANCE 2020-2021 BUDGET PROPOSAL NEW EQUIPMENT		
20-511-0620	Purchase Description	PROPOSED 2020-2021
	UV BULBS	3,800.00
	MISC	1,200.00
	Tool Boxes/Equiment	1,400.00
	TOTAL	6,400.00

WORKSHEET C

SEWER TREATMENT PLANT & LIFT STATION OPERATION & MAINTENANCE 2020-2021 BUDGET PROPOSAL CAPITAL OUTLAY		
20-511-0905	Purchase Description	PROPOSED 2020-2021
	TOTAL	0.00

**COMBINED WATER & SEWER SYSTEM SINKING FUND
REVENUE BONDS/DEPRECIATION
2020-2021 BUDGET PROPOSAL
BUDGET SUMMARY**

	REVENUE	EXPENDITURES	DIFFERENCE
Revenue Bonds/Depreciation Fund	5,025.00		
Revenue Bonds/Depreciation		104,025.00	
TOTAL	5,025.00	104,025.00	-99,000.00

Estimated Balance October 1, 2020	123,345.00
BUDGETED REVENUE	<u>5,025.00</u>
Funds Available	128,370.00
 BUDGETED EXPENDITURES	 <u>104,025.00</u>
Estimated Balance September 30, 2021	24,345.00

**COMBINED WATER & SEWER SYSTEM SINKING FUND
REVENUE BONDS/DEPRECIATION
2020-2021 BUDGET PROPOSAL
RECEIPTS**

Account #	Account Description	ACTUAL 2017-2018	ACTUAL 2018-2019	BUDGETED 2019-2020	PROJECTED 2019-2020	PROPOSED 2020-2021	Budget FY20 vs. Proposed Difference	%
22-4600	Interest	0.00	0.00	0.00	0.00	0.00	0	
22-4900	Transfer In	81,600.00	79,200.00	81,600.00	81,600.00	5,025.00	-76,575	-93.8%
	TOTAL RECEIPTS	81,600.00	79,200.00	81,600.00	81,600.00	5,025.00	-76,575	-93.8%

**COMBINED WATER & SEWER SYSTEM SINKING FUND
REVENUE BONDS/DEPRECIATION FUND
2020-2021 BUDGET PROPOSAL
EXPENDITURES**

Account #	Account Description	ACTUAL 2017-2018	ACTUAL 2018-2019	BUDGETED 2019-2020	PROJECTED 2019-2020	PROPOSED 2020-2021	Budget FY20 vs. Proposed Difference	%
	LIABILITY:							
22-2085	Principal	70,000.00	70,000.00	75,000.00	75,000.00	100,000.00	25,000	33.3%
	Liability Total	70,000.00	70,000.00	75,000.00	75,000.00	100,000.00	25,000	33.3%
	SPECIAL EXPENSES:							
22-512-0773	Transfer Out	0.00	0.00	0.00			0	
	Special Expense Total	0.00	0.00	0.00	0.00	0.00	0	
	EXPENSES:							
22-512-0460	Equipment Repairs & Maint.	0.00	0.00	0.00	0.00	0.00	0	
22-512-0860	Interest	11,550.00	9,187.50	6,562.00	6,562.00	3,750.00	-2,812	-42.9%
22-512-0870	Bank Fees	265.00	265.00	275.00	275.00	275.00	0	0.0%
22-512-0880	Amortization	0.00	0.00	0.00	0.00	0.00	0	
	Expense Total	11,815.00	9,452.50	6,837.00	6,837.00	4,025.00	-2,812	-41.1%
	TOTAL	81,815.00	79,452.50	81,837.00	81,837.00	104,025.00	22,188	27.1%

Principal Balance - 7/1/20 100,000.00
Principal Paid - FY 20/21 -100,000.00
Principal Balance - 6/30/21 0.00
Scheduled to be Paid Off: July 1, 2021

Bonds are paid from Water and Sewer Fund transfers to the Sinking Fund.

Note: Revenue Bond Reserve maximum of \$74,000 has been met - \$0 transfer required.
Revenue Bond Depreciation maximum of \$25,000 has been met - \$0 transfer required.

**CITY OF CAMDENTON, MISSOURI
COMBINED WATERWORKS AND SEWERAGE SYSTEM REVENUE BONDS
SERIES 2010**

DEBT SERVICE SCHEDULE

Date	Principal	Coupon	Interest	Total P+I	Fiscal Total
01/01/2011			13,151.74	13,151.74	
07/01/2011	45,000.00	3.000%	12,078.13	57,078.13	70,229.87
01/01/2012			11,403.13	11,403.13	
07/01/2012	55,000.00	3.000%	11,403.13	66,403.13	77,806.26
01/01/2013			10,578.13	10,578.13	
07/01/2013	60,000.00	3.000%	10,578.13	70,578.13	81,156.26
01/01/2014			9,678.13	9,678.13	
07/01/2014	65,000.00	2.500%	9,678.13	74,678.13	84,356.26
01/01/2015			8,865.63	8,865.63	
07/01/2015	65,000.00	2.500%	8,865.63	73,865.63	82,731.26
01/01/2016			8,053.13	8,053.13	
07/01/2016	70,000.00	3.375%	8,053.13	78,053.13	86,106.26
01/01/2017			6,871.88	6,871.88	
07/01/2017	65,000.00	3.375%	6,871.88	71,871.88	78,743.76
01/01/2018			5,775.00	5,775.00	
07/01/2018	70,000.00	3.375%	5,775.00	75,775.00	81,550.00
01/01/2019			4,593.75	4,593.75	
07/01/2019	70,000.00	3.750%	4,593.75	74,593.75	79,187.50
01/01/2020			3,281.25	3,281.25	
07/01/2020	75,000.00	3.750%	3,281.25	78,281.25	81,562.50
01/01/2021			1,875.00	1,875.00	
07/01/2021	<u>100,000.00</u>	3.750%	<u>1,875.00</u>	<u>101,875.00</u>	103,750.00
TOTALS	740,000.00		167,179.93	907,179.93	

Payments made to UMB Bank

Also send audit to: Alex Zimmerman @ Midwest Bank
azimmerman@dfckc.com

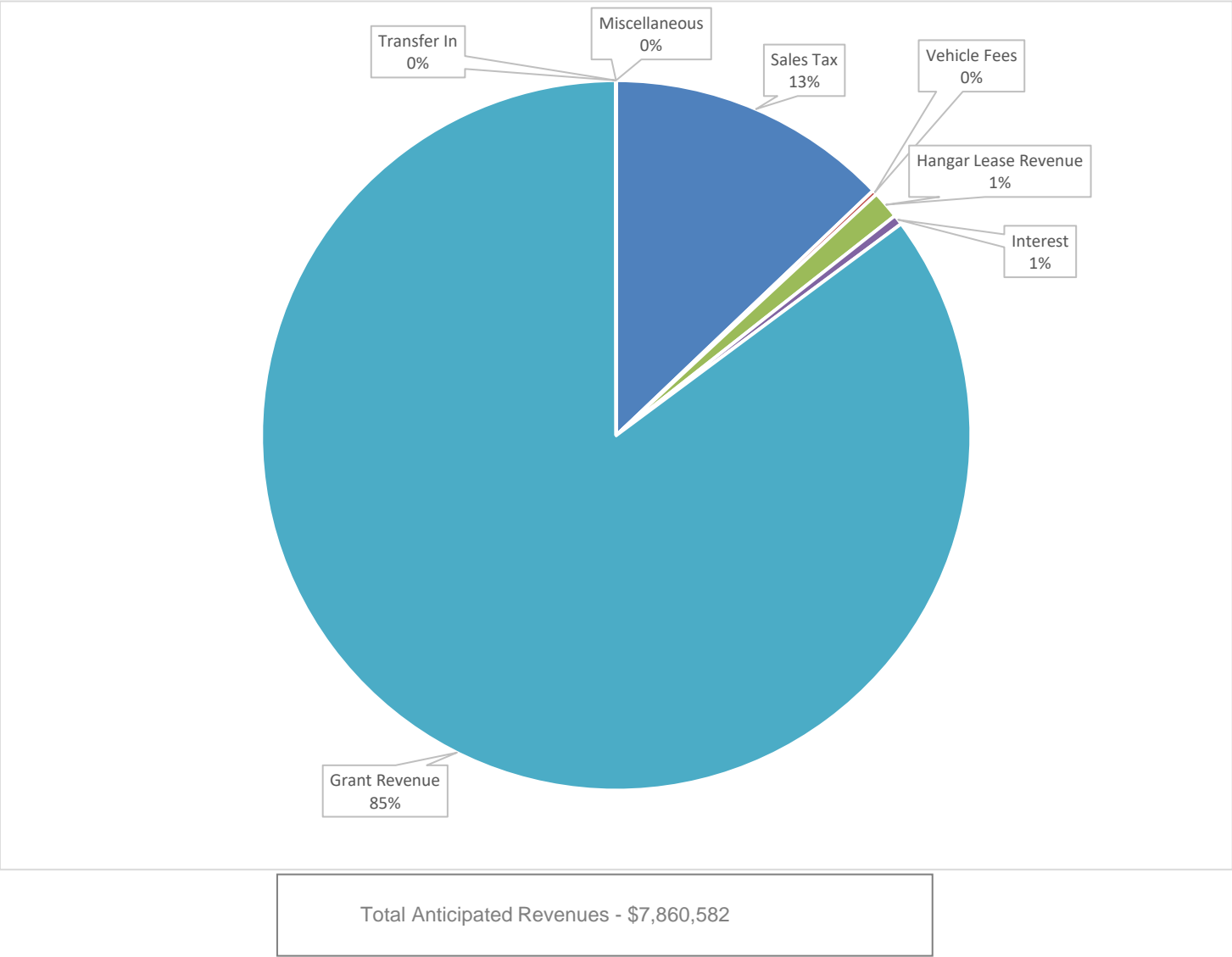
**TRANSPORTATION FUND
2020-2021 BUDGET PROPOSAL
BUDGET SUMMARY**

	REVENUE	EXPENDITURES	DIFFERENCE
Transportation Fund	7,860,582.00		
Street Department		852,768.00	
Airport Department		7,069,058.00	
TOTAL	7,860,582.00	7,921,826.00	-61,244.00

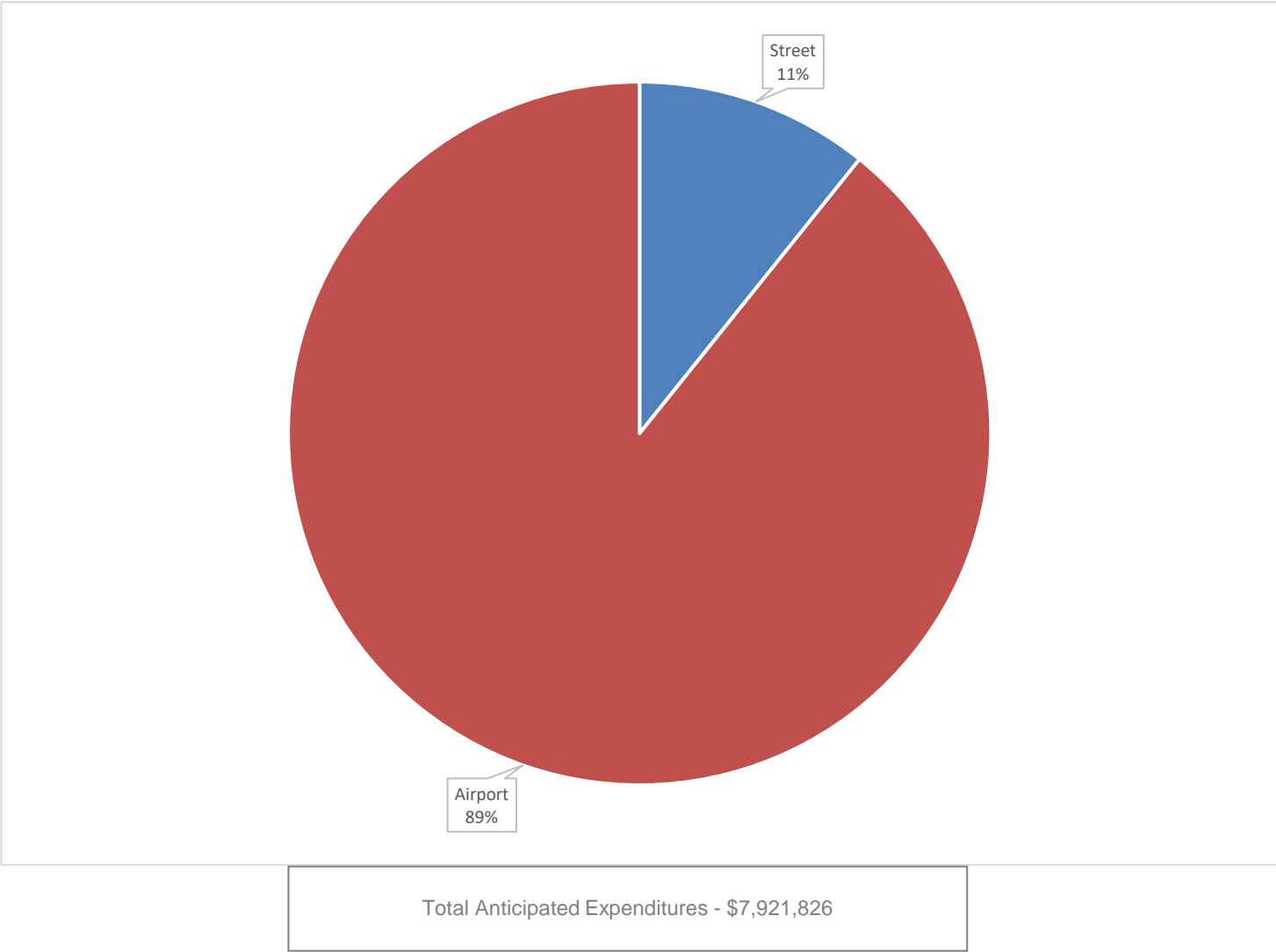
Estimated Balance October 1, 2020	3,118,091.00
BUDGETED REVENUE	7,860,582.00
Funds Available	<u>10,978,673.00</u>

BUDGETED EXPENDITURES	<u>7,921,826.00</u>
Estimated Balance September 30, 2021	3,056,847.00

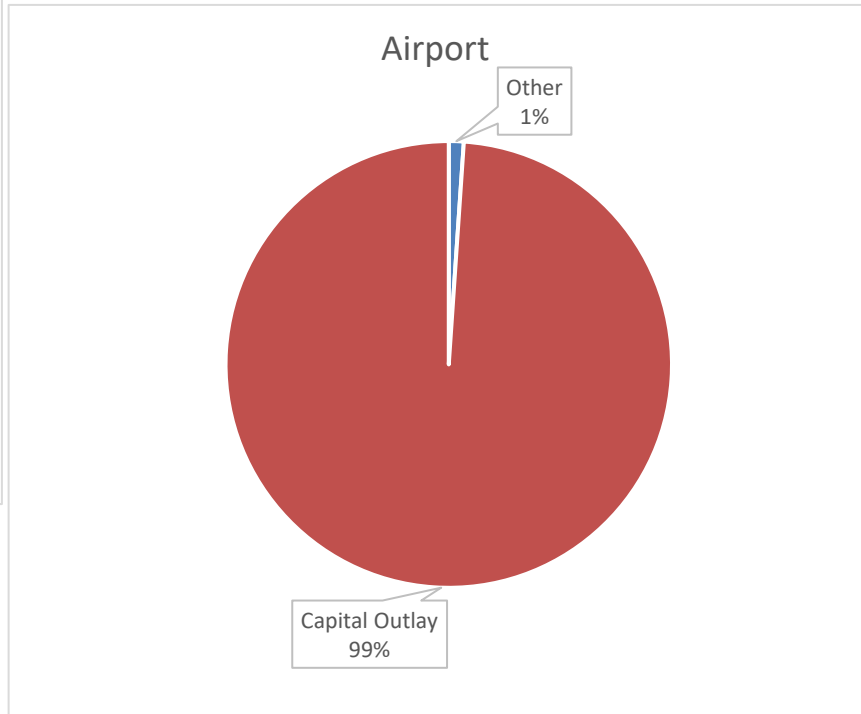
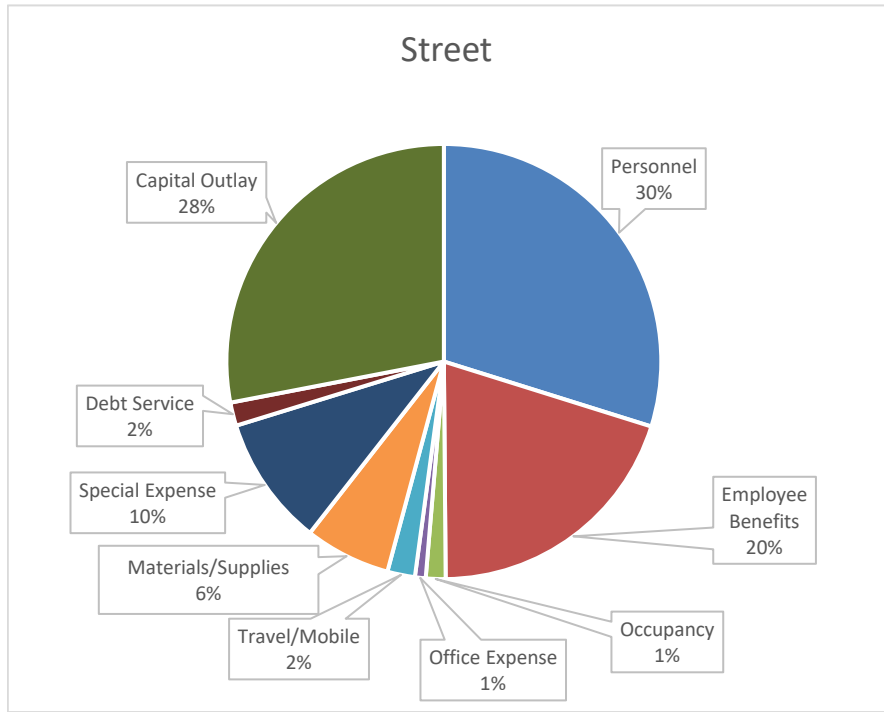
**TRANSPORTATION FUND REVENUE
2020-2021 BUDGET PROPOSAL**



**TRANSPORTATION FUND OVERALL BUDGET
2020-2021 BUDGET PROPOSAL**



TRANSPORTATION FUND EXEPNDITURES BY DEPARTMENT 2020-2021 BUDGET PROPOSAL



Total Anticipated
Street Expenditures - \$852,768
Airport Expenditures - \$7,069,058

**TRANSPORTATION
2020-2021 BUDGET PROPOSAL
RECEIPTS**

Account #	Account Description	ACTUAL 2017-2018	ACTUAL 2018-2019	BUDGETED 2019-2020	PROJECTED 2019-2020	PROPOSED 2020-2021	Budget FY20 vs. Proposed Difference	%
30-4100	Sales Tax	839,138.17	836,806.70	852,645.00	852,645.00	865,435.00	12,790	1.5%
30-4110	Motor Fuel	98,851.34	100,994.83	100,000.00	100,000.00	100,000.00	0	0.0%
30-4120	Vehicle Sales Tax (State)	33,757.35	32,816.90	32,000.00	32,000.00	32,000.00	0	0.0%
30-4130	Road & Bridge Tax	12,829.90	14,888.70	14,800.00	27,885.00	14,000.00	-800	-5.4%
30-4140	NID Tax Receipts	4,125.00	187.78	0.00	1,324.00	1,324.00	1,324	
30-4400	Miscellaneous Sales	1,365.38	156.10	1,500.00	1,500.00	1,500.00	0	0.0%
30-4500	Vehicle Fees	16,878.83	16,580.09	17,500.00	17,500.00	17,500.00	0	0.0%
30-4600	Interest	8,397.30	46,547.61	59,500.00	43,000.00	36,000.00	-23,500	-39.5%
30-4705	Airport Promotional Revenue	0.00	0.00	0.00	0.00	0.00	0	
30-4720	Veteran's Memorial Monument	0.00	0.00	0.00	0.00	0.00	0	
30-4740	Hangar Loan Revenue	0.00	0.00	0.00	0.00	0.00	0	
30-4750	AIRE 035-045B/045-045B(State)	1,014,887.00	705,256.00	4,845,358.00	3,060,000.00	6,692,823.00	1,847,465	38.1%
30-4760	Transportation Enhancement Grant (Sidewalk)	18,119.19	0.00	0.00	0.00	0.00	0	
30-4765	TEAP Grant	0.00	0.00	0.00	0.00	0.00	0	
30-4800	Lease-Airport Property	1,124.00	150.00	0.00	0.00	0.00	0	
30-4805	Hangar Lease Revenue	99,580.00	99,360.00	106,440.00	97,000.00	100,000.00	-6,440	-6.1%
	Hangar E - \$10,200 Hangar C - \$13,200 Hangar G - \$ 23,700 Hangar H - \$ 32,340 Hangar I - \$ 27,000							
30-4880	Gain on Disposal of Asset	0.00	2,715.50	0.00	0.00	0.00	0	
30-4900	Transfer In	0.00	0.00	50,000.00	66,000.00	0.00	-50,000	-100.0%
	TOTAL RECEIPTS	2,149,053.46	1,856,460.21	6,079,743.00	4,298,854.00	7,860,582.00	1,780,839	29.3%

<p style="text-align: center;">STREET DEPARTMENT 2020-2021 BUDGET PROPOSAL</p>

MISSION STATEMENT

Provide safe and efficient circulation for automobile and pedestrian traffic, as well as other modes of transportation.

GOALS

Provide streets in a condition that our citizens can travel safely, quickly, efficiently, and enjoyably.

OBJECTIVES

Perform repairs and maintenance with public and personnel safety foremost.

Respond to citizens inquiries as quickly as possible with courtesy and consideration.

Minimize inconvenience to the traveling public by performing tasks properly and quickly.

Keep equipment, workplace, roadways, signs, ditches, and personnel appearance neat and clean to enhance the quality of life for our citizens and convey our commitment to high standards.

Identify and schedule street overlay and slurry seal improvements each year as needed.

Remove leaves and trash from drainage ditches to help with storm water runoff.

**STREET DEPARTMENT
2020-2021 BUDGET PROPOSAL
EXPENDITURES**

Account #	Account Description	ACTUAL 2017-2018	ACTUAL 2018-2019	BUDGETED 2019-2020	PROJECTED 2019-2020	PROPOSED 2020-2021	Budget FY20 vs. Proposed Difference	%
	PERSONNEL:							
30-520-0110	Salaries (W.S.-A)	239,922.64	238,386.30	263,423.00	263,423.00	250,368.00	-13,055	-5.0%
30-520-0115	Overtime	1,926.13	2,101.58	5,000.00	2,000.00	4,000.00	-1,000	-20.0%
	Personnel Total	241,848.77	240,487.88	268,423.00	265,423.00	254,368.00	-14,055	-5.2%
	EMPLOYEE BENEFITS:							
30-520-0210	Uniforms	1,924.32	2,550.84	3,000.00	2,500.00	2,900.00	-100	-3.3%
30-520-0220	FICA	18,345.02	18,513.50	20,534.00	20,534.00	20,000.00	-534	-2.6%
30-520-0230	Unemployment Insurance	167.01	164.98	15.00	165.00	0.00	-15	-100.0%
30-520-0235	Workman's Compensation	47,824.84	29,030.56	19,000.00	18,000.00	19,000.00	0	0.0%
30-520-0240	LAGERS Retirement	46,900.63	43,674.67	51,259.00	51,259.00	49,000.00	-2,259	-4.4%
30-520-0250	Hospitalization	53,334.30	51,469.42	74,000.00	74,000.00	80,000.00	6,000	8.1%
	Employee Benefits Total	168,496.12	145,403.97	167,808.00	166,458.00	170,900.00	3,092	1.8%
	OCCUPANCY:							
30-520-0320	Electricity	6,781.00	6,909.00	10,000.00	10,000.00	10,000.00	0	0.0%
30-520-0330	Heating Fuel	0.00	0.00	0.00	0.00	0.00	0	
30-520-0340	Grounds-Bldg/Clean/Maintenance	1,791.12	1,481.18	2,700.00	2,700.00	2,500.00	-200	-7.4%
	Occupancy Total	8,572.12	8,390.18	12,700.00	12,700.00	12,500.00	-200	-1.6%
	OFFICE EXPENSE:							
30-520-0430	Telecommunications	2,283.81	2,589.68	2,930.00	2,930.00	3,000.00	70	2.4%
30-520-0440	Office Supplies/Materials	1,090.65	1,364.43	1,700.00	1,700.00	1,700.00	0	0.0%
30-520-0460	Equipment Repair/Maintenance	2,832.42	2,533.96	1,600.00	600.00	1,600.00	0	0.0%
30-520-0470	New Equipment	0.00	0.00	3,500.00	3,500.00	500.00	-3,000	-85.7%
	Office Expense Total	6,206.88	6,488.07	9,730.00	8,730.00	6,800.00	-2,930	-30.1%
	TRAVEL/MOBILE:							
30-520-0510	Gas & Oil	10,255.11	11,909.95	13,000.00	12,000.00	12,000.00	-1,000	-7.7%
30-520-0530	Vehicle Repairs/Maintenance	7,055.29	3,356.78	3,000.00	2,500.00	2,500.00	-500	-16.7%
30-520-0540	Sidewalk Repairs	73.75	0.00	500.00	6,500.00	3,000.00	2,500	500.0%
	Travel/Mobile Total	17,384.15	15,266.73	16,500.00	21,000.00	17,500.00	1,000	6.1%

	Account Description	ACTUAL 2017-2018	ACTUAL 2018-2019	BUDGETED 2019-2020	PROJECTED 2019-2020	PROPOSED 2020-2021	Budget FY20 vs. Proposed Difference	%
	MATERIALS/SUPPLIES							
30-520-0610	Materials & Supplies	32,638.52	30,652.07	50,000.00	50,000.00	50,000.00	0	0.0%
30-520-0620	New Equipment	2,114.46	4,342.29	1,900.00	1,900.00	400.00	-1,500	-78.9%
30-520-0665	Signage	5,108.39	1,224.92	4,000.00	4,000.00	4,000.00	0	0.0%
	Materials/Supplies Total	39,861.37	36,219.28	55,900.00	55,900.00	54,400.00	-1,500	-2.7%
	SPECIAL EXPENSE:							
30-520-0735	Registration & Training	0.00	0.00	0.00	0.00	0.00	0	
30-520-0740	Street Lights	51,684.00	51,684.00	52,000.00	52,000.00	52,000.00	0	0.0%
30-520-0765	Insurance	6,245.84	6,102.91	7,000.00	7,000.00	7,200.00	200	2.9%
30-520-0770	Council Contingencies	1,435.97	0.00	15,000.00	0.00	15,000.00	0	0.0%
30-520-0775	Drug Screens/Physicals	198.00	1,090.00	500.00	500.00	500.00	0	0.0%
30-520-0780	Audit	2,800.00	2,800.00	2,800.00	2,800.00	2,800.00	0	0.0%
30-520-0781	Traffic Islands	1,863.81	5,683.69	15,000.00	2,000.00	5,000.00	-10,000	-66.7%
30-520-0787	Survey	0.00	0.00	0.00	0.00	0.00	0	
	Special Expense Total	64,227.62	67,360.60	92,300.00	64,300.00	82,500.00	-9,800	-10.6%
	DEBT SERVICE:							
20-511-0810	Vehicle Lease	0.00	0.00	3,500.00	3,500.00	14,800.00	11,300	322.9%
	Debt Service Total	0.00	0.00	3,500.00	3,500.00	14,800.00	11,300	322.9%
	CAPITAL OUTLAY:							
30-520-0905	Capital Outlay (W.S.-B)	252,249.76	305,559.23	165,000.00	165,000.00	239,000.00	74,000	44.8%
30-520-0910	TEAP Grant	0.00	0.00	0.00	0.00	0.00	0	
30-520-0930	Sidewalk Enhancement Grant	35,355.64	0.00	0.00	0.00	0.00	0	
	Capital Outlay Total	287,605.40	305,559.23	165,000.00	165,000.00	239,000.00	74,000	44.8%
	TOTAL	834,202.43	825,175.94	791,861.00	763,011.00	852,768.00	60,907	7.7%

WORKSHEET A

STREET DEPARTMENT 2020-2021 BUDGET PROPOSAL PERSONNEL SCHEDULE Department 520			
Number	Position	Current	PROPOSED 2020-2021
1	City Administrator (1)	21,751.00	28,328.00
1	Public Works Director	58,302.00	59,238.00
1	Street Crew Leader	39,333.00	40,268.00
6	Street Laborer (2)	141,544.00	120,120.00
	Paid Comp/Vacation/Sick	2,493.00	2,414.00
	TOTAL ANNUAL WAGES	263,423.00	250,368.00

NOTE: (1) 35% Administrative (501)
30% Water/Sewer (510)
35% Transportation (520)

(2) 25% Airport
75% Street

WORKSHEET B

STREET DEPARTMENT 2020-2021 BUDGET PROPOSAL NEW EQUIPMENT		
	Purchase Description	PROPOSED 2020-2021
30-520-0470	Computer Accessories	500.00
	Sub-Total	500.00
30-520-0620	Purchase Description	
1	Gas Trimmer	400.00
	Sub-Total	400.00
	TOTAL	900.00

STREET DEPARTMENT 2018-2019 BUDGET PROPOSAL CAPITAL OUTLAY		
	Purchase Description	PROPOSED 2020-2021
30-520-0905		
1	Dogwood, Layman, Linden	94,000.00
	N BR 5 Crack Repair	70,000.00
	Additional Parking/Parking Garage	75,000.00
	TOTAL	239,000.00

**AIRPORT
2020-2021 BUDGET PROPOSAL**

MISSION STATEMENT

Support the air transport needs of the City of Camdenton and
the entire Lake of the Ozarks Region.

GOALS

Provide professional, friendly service to transient aircraft, crews, and our locally based owned aircraft and owner/pilots.

Continue to grow and have a positive impact on the economic growth of the City of Camdenton.

Be Responsive to the need of City government while keeping costs in line without stunting growth

OBJECTIVES

Bring City owned hangars to full rental capacity

Complete improvement projects that add to and enhance the services provided

Continue to improve the appearance of the grounds

Enhance community awareness by hosting an open house, fly-ins, and field trips for
local schools and civic organizations.

**AIRPORT
2020-2021 BUDGET PROPOSAL
EXPENDITURES**

Account #	Account Description	ACTUAL 2017-2018	ACTUAL 2018-2019	BUDGETED 2019-2020	PROJECTED 2019-2020	PROPOSED 2020-2021	Budget FY20 vs. Proposed Difference	%
	PERSONNEL:							
30-522-0110	Salaries (W.S.-A)	29,734.71	26,581.88	31,388.00	18,000.00	19,688.00	-11,700	-37.3%
30-522-0115	Overtime	0.00	0.00	0.00	0.00	0.00	0	
	Personnel Total	29,734.71	26,581.88	31,388.00	18,000.00	19,688.00	-11,700	-37.3%
	EMPLOYEE BENEFITS:							
30-522-0220	FICA	2,112.73	2,019.85	2,401.00	1,375.00	1,517.00	-884	-36.8%
30-522-0230	Unemployment Insurance	15.73	7.03	16.00	0.00	0.00	-16	-100.0%
30-522-0235	Workman's Compensation	65.92	651.54	230.00	230.00	230.00	0	0.0%
30-522-0240	LAGERS Retirement	5,549.75	4,859.83	5,894.00	5,000.00	2,750.00	-3,144	-53.3%
30-522-0250	Hospitalization	4,910.86	2,717.00	6,127.00	3,000.00	5,000.00	-1,127	-18.4%
	Employee Benefits Total	12,654.99	10,255.25	14,668.00	9,605.00	9,497.00	-5,171	-35.3%
	OCCUPANCY:							
30-522-0310	Water	5,840.55	255.43	260.00	260.00	260.00	0	0.0%
30-522-0320	Electricity	7,598.07	8,745.49	9,000.00	9,000.00	9,000.00	0	0.0%
30-522-0330	Heating Fuel	0.00	0.00	0.00	0.00	0.00	0	
30-522-0340	Grounds-Bldg/Clean/Maintenance	6,599.52	5,901.89	27,000.00	30,000.00	10,000.00	-17,000	-63.0%
30-522-0360	Special Expense	0.00	0.00	0.00	0.00	0.00	0	
	Occupancy Total	20,038.14	14,902.81	36,260.00	39,260.00	19,260.00	-17,000	-46.9%
	OFFICE EXPENSE:							
30-522-0430	Telecommunications	5,227.86	5,064.10	6,000.00	3,200.00	5,000.00	-1,000	-16.7%
30-522-0440	Office Supplies & Materials	1,002.99	842.53	900.00	900.00	900.00	0	0.0%
30-522-0470	New Equipment	0.00	0.00	0.00	0.00	0.00	0	
	Office Expense Total	6,230.85	5,906.63	6,900.00	4,100.00	5,900.00	-1,000	-14.5%
	TRAVEL/MOBILE:							
30-522-0510	Gas & Oil	0.00	0.00	30.00	0.00	30.00	0	0.0%
30-522-0530	Vehicle Repairs/Maintenance	4,173.18	2,265.17	3,000.00	5,000.00	5,000.00	2,000	66.7%
30-522-0560	Association Dues	70.00	70.00	135.00	135.00	135.00	0	0.0%
	Travel/Mobile Total	4,243.18	2,335.17	3,165.00	5,135.00	5,165.00	2,000	63.2%
	MATERIALS/SUPPLIES							
30-522-0610	Materials & Supplies	0.00	0.00	125.00	0.00	125.00	0	0.0%
30-522-0620	New Equipment	0.00	0.00	0.00	0.00	0.00	0	
	Materials/Supplies Total	0.00	0.00	125.00	0.00	125.00	0	0.0%

	Account Description	ACTUAL 2017-2018	ACTUAL 2018-2019	BUDGETED 2019-2020	PROJECTED 2019-2020	PROPOSED 2020-2021	Budget FY20 vs. Proposed Difference	%
	SPECIAL EXPENSE:							
30-522-0725	Promotional Expense	6,500.00	0.00	6,500.00	6,500.00	0.00	-6,500	-100.0%
30-522-0735	Registration & Training	75.00	75.00	100.00	0.00	100.00	0	0.0%
30-522-0745	Fuel Purchases	0.00	0.00	0.00	0.00	0.00	0	
30-522-0750	Credit Card Fees	0.00	0.00	0.00	0.00	0.00	0	
30-522-0765	Insurance	15,860.37	13,408.75	14,000.00	16,250.00	16,500.00	2,500	17.9%
30-522-0770	Contingencies	150.00	0.00	0.00	0.00	0.00	0	
30-522-0773	Transfer Out	0.00	0.00	0.00	0.00	0.00	0	
	Special Expense Total	22,585.37	13,483.75	20,600.00	22,750.00	16,600.00	-4,000	-19.4%
	DEBT SERVICE:							
30-522-0805	Hangar Star Loans	23,026.44	9,594.35	0.00	0.00	0.00	0	
	Debt Service Total	23,026.44	9,594.35	0.00	0.00	0.00	0	
	CAPITAL OUTLAY:							
30-522-0905	Capital Outlay (W.S.-A)	91,986.00	6,901.25	0.00	0.00	0.00	0	
30-522-0915	AIRE 035-45B/045-45B Grants	1,140,186.45	792,004.36	5,383,750.00	3,400,000.00	6,992,823.00	1,609,073	29.9%
	Capital Outlay Total	1,232,172.45	798,905.61	5,383,750.00	3,400,000.00	6,992,823.00	1,609,073	29.9%
	TOTAL	1,350,686.13	881,965.45	5,496,856.00	3,498,850.00	7,069,058.00	1,572,202	28.6%

WORKSHEET A

AIRPORT DEPARTMENT 2020-2021 BUDGET PROPOSAL PERSONNEL SCHEDULE Department 522			
Number	Position	Current	PROPOSED 2020-2021
1	City Clerk (1)	21,820.00	13,734.00
1	Street Laborer (2)	9,568.00	5,954.00
TOTAL ANNUAL WAGES		31,388.00	19,688.00

(1) 50% Administrative (501)
25% Water (510)
25% Airport (522)

(2) 25% Airport
75% Street

WORKSHEET B

AIRPORT DEPARTMENT 2020-2021 BUDGET PROPOSAL NEW EQUIPMENT		
	Purchase Description	PROPOSED 2020-2021
30-522-0620		
TOTAL		0.00

AIRPORT DEPARTMENT 2020-2021 BUDGET PROPOSAL CAPITAL OUTLAY		
	Purchase Description	PROPOSED 2020-2021
30-522-0905		
TOTAL		0.00
30-522-0915		
	Runway Extension	3,000,000.00
	Paving & Lights	3,992,823.00
TOTAL		6,992,823.00

**SPECIAL ROAD DISTRICT "R"
2020-2021 BUDGET PROPOSAL
BUDGET SUMMARY**

	REVENUE	EXPENDITURES	DIFFERENCE
Special Road District "R" Fund	65,225.00		
Special Road District		68,125.00	
TOTAL	65,225.00	68,125.00	-2,900.00

Estimated Balance October 1, 2020	4,986.00
BUDGETED REVENUE	<u>65,225.00</u>
Funds Available	70,211.00
BUDGETED EXPENDITURES	<u>68,125.00</u>
Estimated Balance September 30, 2021	2,086.00

Note: Current tax rate is \$0.09 per \$100 assessed valuation. This rate is set by the County Clerk in September of each year.

**SPECIAL ROAD DISTRICT "R"
2020-2021 BUDGET PROPOSAL
RECEIPTS**

Account #	Account Description	ACTUAL 2017-2018	ACTUAL 2018-2019	BUDGETED 2019-2020	PROJECTED 2019-2020	PROPOSED 2020-2021	Budget FY20 vs. Proposed Difference	%
31-4400	Miscellaneous Receipts	0.00	0.00	0.00	0.00	0.00	0	
31-4410	Special Road District	51,711.64	53,067.85	53,000.00	63,000.00	65,000.00	12,000	22.6%
31-4420	NID Receipts	0.00	0.00	0.00	0.00	0.00	0	
31-4600	Interest	154.19	865.22	0.00	225.00	225.00	225	
31-4900	Transfer In	0.00	0.00	0.00	0.00	0.00	0	
	TOTAL RECEIPTS	51,865.83	53,933.07	53,000.00	63,225.00	65,225.00	12,225	23.1%

**SPECIAL ROAD DISTRICT "R"
2020-2021 BUDGET PROPOSAL**

MISSION STATEMENT

Provide for safe, modern roads within the limits of the Special Road District "R" through research and planning which will better the transportation experiences for the entire District.

GOALS

Research and planning for future request of use of funds.

OBJECTIVES

Determination of safety hazards.

Priority listing of improvements within the Road District.

Determination of the most cost effective use of funds.

**SPECIAL ROAD DISTRICT "R"
2020-2021 BUDGET PROPOSAL
EXPENDITURES**

Account #	Account Description	ACTUAL 2017-2018	ACTUAL 2018-2019	BUDGETED 2019-2020	PROJECTED 2019-2020	PROPOSED 2020-2021	Budget FY20 vs. Proposed Difference	%
	SPECIAL EXPENSE:							
31-521-0721	Election Expense	63.39	82.13	100.00	125.00	125.00	25	25.0%
31-521-0773	Transfer out	0.00	0.00	50,000.00	66,225.00	0.00	-50,000	-100.0%
	Special Expense Total	63.39	82.13	50,100.00	66,350.00	125.00	-49,975	-99.8%
	CAPITAL OUTLAY:							
31-521-0960	Street Restoration/ Drainage Projects	0.00	0.00	0.00	0.00	68,000.00	68,000	
	Capital Outlay Total	0.00	0.00	0.00	0.00	68,000.00	68,000	
	TOTAL	63.39	82.13	50,100.00	66,350.00	68,125.00	18,025	36.0%

SPECIAL ROAD DISTRICT "R" 2020-2021 BUDGET PROPOSAL CAPITAL OUTLAY		
31-521-0960	Purchase Description	PROPOSED 2020-2021
	Court Circle Overlay	43,000.00
	Cemetery Road	25,000.00
	TOTAL	68,000.00

**SPECIAL REVENUE FUND
2020-2021 BUDGET PROPOSAL
BUDGET SUMMARY**

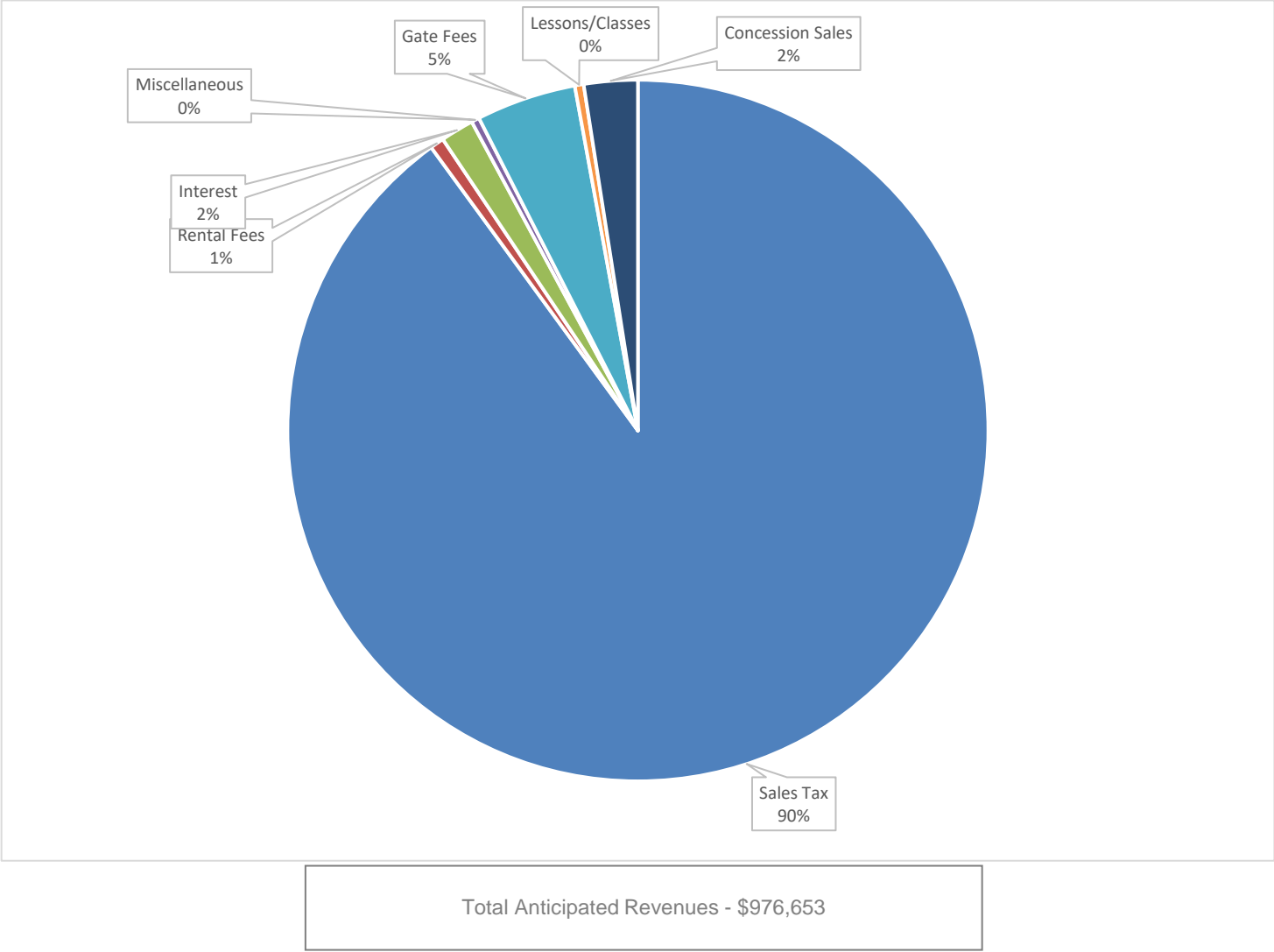
	REVENUE	EXPENDITURES	DIFFERENCE
Special Revenue Fund	976,653.00		
Special Revenue Department		312,740.00	
Park & Recreation Department		641,467.00	
TOTAL	976,653.00	954,207.00	22,446.00

Estimated Balance October 1, 2020	2,981,766.00
BUDGETED REVENUE	976,653.00
Funds Available	3,958,419.00

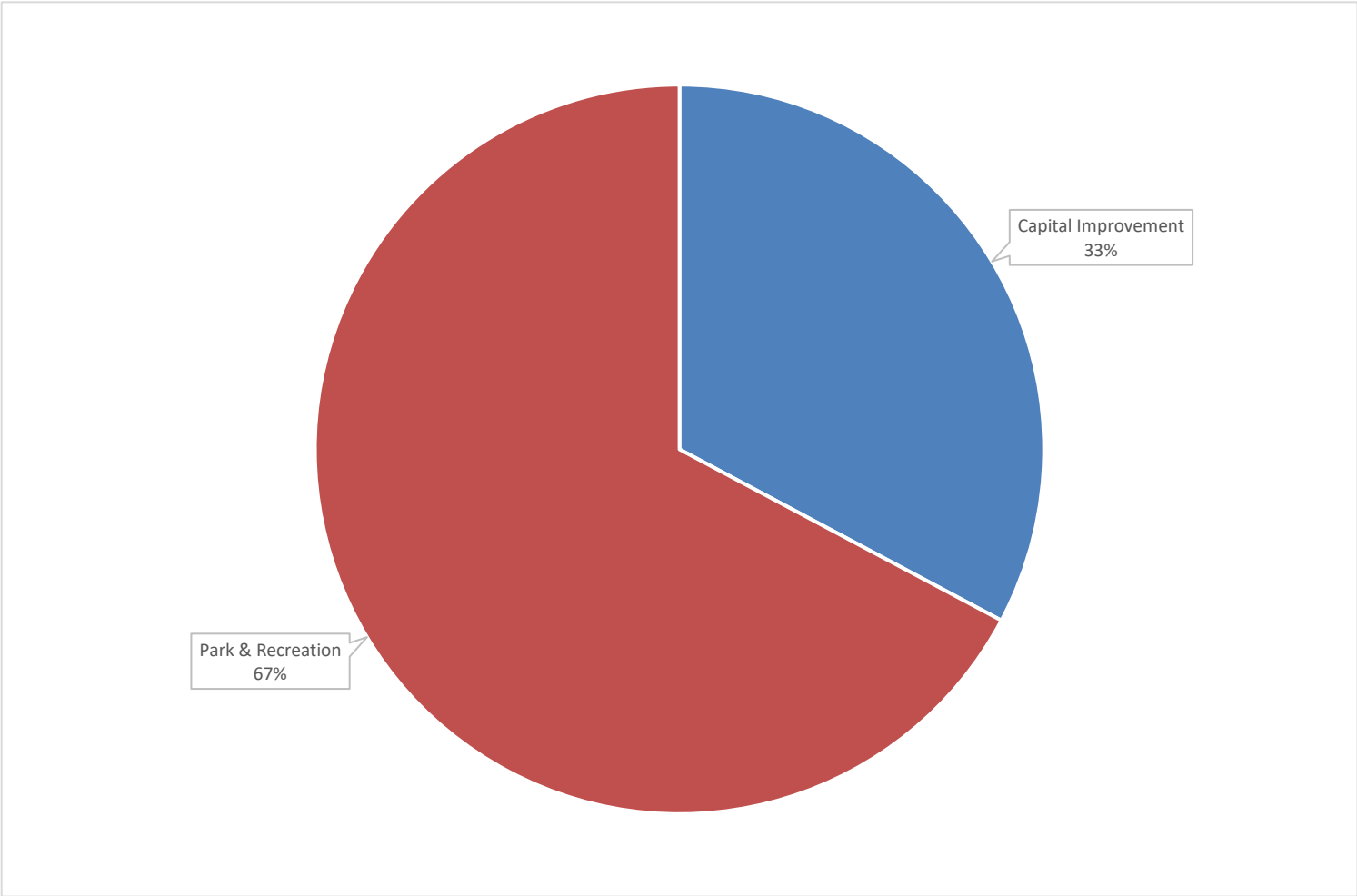
BUDGETED EXPENDITURES	954,207.00
Estimated Balance September 30, 2021	3,004,212.00

This fund regulated by RSMo 94.577.

**SPECIAL REVENUE FUND
2020-2021 BUDGET PROPOSAL**

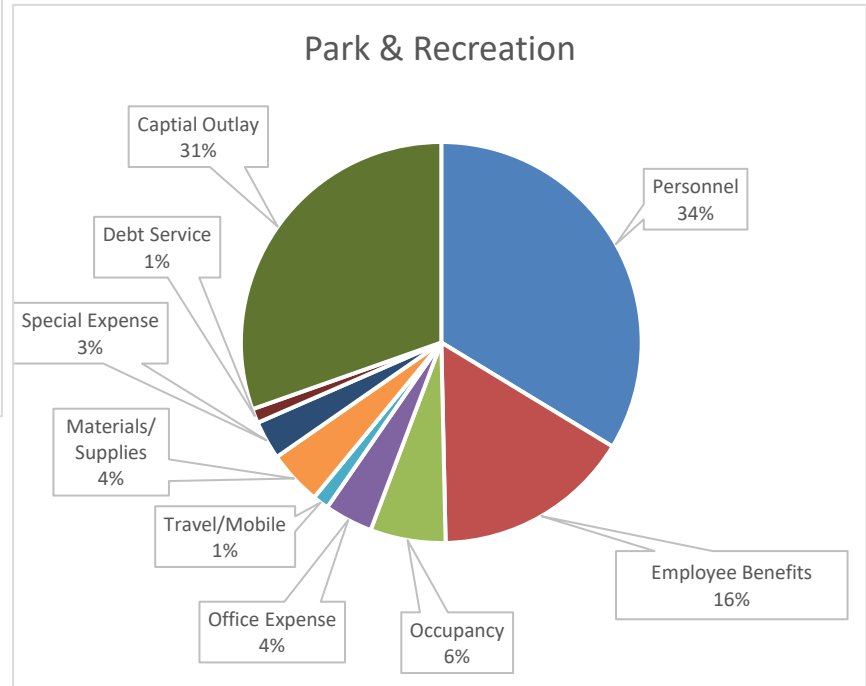
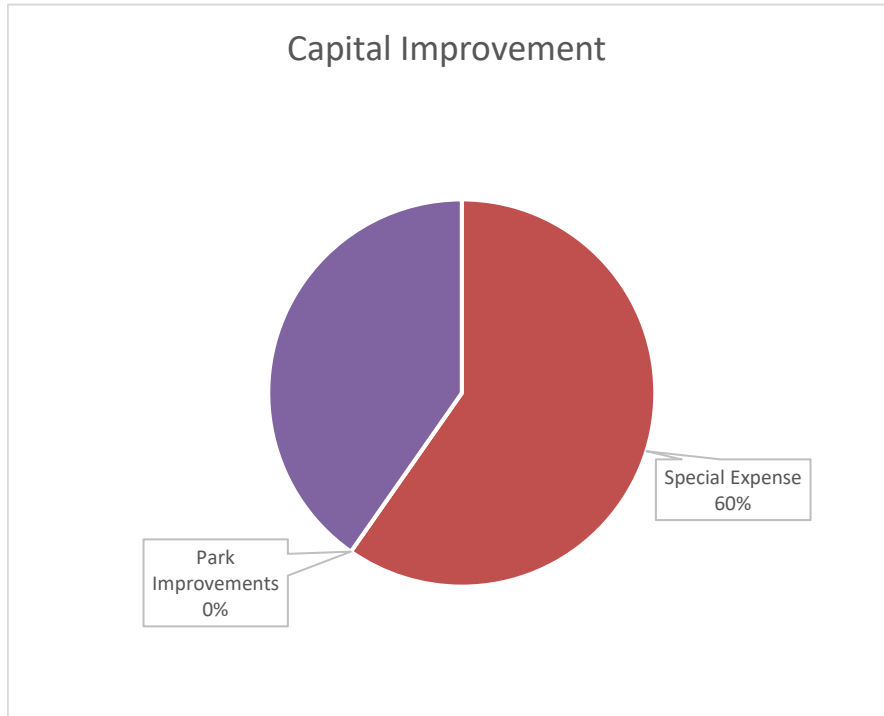


**SPECIAL REVENUE FUND OVERALL BUDGET
2020-2021 BUDGET PROPOSAL**



Total Anticipated Revenues - \$954,207

SPECIAL REVENUE FUND EXEPNDITURES BY DEPARTMENT 2020-2021 BUDGET PROPOSAL



Total Anticipated
 Capital Improvement Expenditures - \$312,740
 Park & Recreation Expenditures - \$641,467

**SPECIAL REVENUE FUND
2020-2021 BUDGET PROPOSAL
RECEIPTS**

Account #	Account Description	ACTUAL 2017-2018	ACTUAL 2018-2019	BUDGETED 2019-2020	PROJECTED 2019-2020	PROPOSED 2020-2021	Budget FY20 vs. Proposed Difference	%
50-4100	Sales Tax (1/2 cent Capital Imp)	853,562.75	849,874.07	865,570.00	865,570.00	878,553.00	12,983	1.5%
50-4400	Miscellaneous Receipts	680.93	639.68	600.00	600.00	600.00	0	0.0%
50-4410	Ball Park Donations	0.00	0.00	0.00	0.00	0.00	0	
50-4500	Gate Fees	42,344.00	43,598.80	36,000.00	45,000.00	45,000.00	9,000	25.0%
50-4510	Rental Fees	312.00	479.50	300.00	300.00	300.00	0	0.0%
50-4515	Pool Parties	5,675.00	6,475.00	5,000.00	6,000.00	6,000.00	1,000	20.0%
50-4520	Lessons/Classes	855.00	4,109.00	3,000.00	4,000.00	4,000.00	1,000	33.3%
50-4600	Interest	9,031.25	59,294.77	61,000.00	37,000.00	15,000.00	-46,000	-75.4%
50-4700	Infrastructure Projects Agreement	0.00	0.00	0.00	0.00	0.00	0	
50-4715	Community Events	125.00	160.00	500.00	500.00	500.00	0	0.0%
50-4720	Soccer Field Donations	36,750.00	0.00	0.00	0.00	0.00	0	
50-4725	Park Grants	0.00	300.00	0.00	0.00	0.00	0	
50-4800	Concession Sales	19,202.25	19,953.50	20,500.00	21,000.00	21,000.00	500	2.4%
50-4805	Ball Park Concessions	0.00	3,187.25	3,200.00	3,200.00	3,200.00	0	0.0%
50-4810	Miscellaneous Sales	633.00	1,579.00	2,500.00	2,500.00	2,500.00	0	0.0%
50-4900	Transfer In	0.00	0.00	0.00	0.00	0.00	0	
	TOTAL RECEIPTS	969,171.18	989,650.57	998,170.00	985,670.00	976,653.00	-21,517	-2.2%

<p style="text-align: center;">SPECIAL REVENUE FUND 2020-2021 BUDGET PROPOSAL</p>
--

MISSION STATEMENT

Make continued improvements in Parks, Recreation, and the infrastructure of this City to improve the overall quality of life for the City residents and all persons who visit our City.

GOALS

Develop a five (5) year plan for improvements in Parks and Recreation.

Develop a five (5) year plan for Water and Sewer Improvements based on priority.

OBJECTIVES

Continue to monitor our water and sewer complaints to determine the priority for replacement of our water and sewer lines. This information will come from citizens and employees.

Monitor the utilization of our picnic areas, ball fields, and tennis courts and evaluate through the complaints and comments from our citizens.

**SPECIAL REVENUE FUND
2020-2021 BUDGET PROPOSAL
CAPITAL OUTLAY EXPENDITURES**

Account #	Account Description	ACTUAL 2017-2018	ACTUAL 2018-2019	BUDGETED 2019-2020	PROJECTED 2019-2020	PROPOSED 2020-2021	Budget FY20 vs. Proposed Difference	%
	SPECIAL EXPENSE:							
50-550-0770	Council Contingencies	13,084.15	9,409.34	15,000.00	15,000.00	15,000.00	0.00	0.00%
50-550-0773	Transfer Out	171,624.00	176,575.75	0.00	0.00	171,760.00	171,760.00	
	Special Expense Total	171,624.00	185,985.09	15,000.00	0.00	186,760.00	171,760.00	1145.07%
	CAPITAL OUTLAY:							
50-550-0930	Infrastructure Projects (W.S.-B)	200,004.00	58,126.98	0.00	0.00	0.00	0.00	
50-550-0940	Park Improvements	2,000.00	2,000.00	2,000.00	2,000.00	0.00	-2,000.00	-100.00%
50-550-0945	Other Capital Projects	13,362.00	54,705.00	0.00	0.00	125,980.00	125,980.00	
50-550-0950	Soccer Fields	15,978.75	25,052.50	0.00	0.00	0.00	0.00	
	Capital Outlay Total	231,344.75	139,884.48	2,000.00	2,000.00	125,980.00	123,980.00	6199.00%
	TOTAL	402,968.75	325,869.57	17,000.00	2,000.00	312,740.00	295,740.00	1739.65%

WORKSHEET A

Community Center	
October 1, 2020	\$1,920,260.00
Estimated Interest	\$30,000.00
Balance September 30, 2020	\$1,950,260.00
Lions Club Property	
October 1, 2020	\$4,000.00
Lions Club FY 20-21	-2,000.00
Balance September 30, 2020	\$2,000.00

WORKSHEET B

SPECIAL REVENUE 2020-2021 BUDGET PROPOSAL CAPITAL OUTLAY		
	Purchase Description	PROPOSED 2020-2021
50-550-0930	Infrastructure Projects	0.00
50-550-0940	Park Improvements	0.00
50-550-0945	Other Capital Projects	125,980.00
	Foster Demolition	100,000.00
	Replace City Hall/Police Sign	25,980.00
	TOTAL	125,980.00

Notes:

**SPECIAL REVENUE CAPITAL IMPROVEMENT PROJECTS
PARKS & RECREATION EXPENDITURES
2020-2021 BUDGET PROPOSAL**

MISSION STATEMENT

Make continued improvements in Parks, Recreation and the infrastructure of this City
to improve the overall quality of life for our residents and visitors

GOALS

Meet our Citizens Recreation needs
Make Connections that Promote Parks & Recreation
Support Trails and Walkable Communities

OBJECTIVES

Provide easily accessible outdoor recreation facilities

Develop a proactive approach to maintenance

Focus on existing & future facility development

Utilize technology to maximize effect & efficiency

Provide organized activities and encourage youth participation

Encourage participation in recreational activities that serve as a gateway to other healthful activities

Partner with other agencies that encourage healthy lifestyles

Communicate the value of outdoor recreation to residents and community leaders

**SPECIAL REVENUE FUND
2020-2021 BUDGET PROPOSAL
PARKS & RECREATION EXPENDITURES**

Account #	Account Description	ACTUAL 2017-2018	ACTUAL 2018-2019	BUDGETED 2019-2020	PROJECTED 2019-2020	PROPOSED 2020-2021	Budget FY20 vs. Proposed Difference	%
	PERSONNEL:							
50-551-0110	Salaries (W.S.-A)	115,799.38	133,487.05	134,992.00	133,488.00	135,824.00	832	0.6%
50-551-0111	Salaries (Aquatic)	46,398.64	48,430.24	58,100.00	57,000.00	63,700.00	5,600	9.6%
50-551-0112	Part-Time Salaries (W.S.-A)	8,064.00	11,408.90	13,500.00	12,500.00	16,260.00	2,760	20.4%
50-551-0115	Overtime	58.44	121.20	400.00	300.00	300.00	-100	-25.0%
	Personnel Total	170,320.46	193,447.39	206,992.00	203,288.00	216,084.00	9,092	4.4%
	EMPLOYEE BENEFITS:							
50-551-0210	Uniforms	2,354.65	2,150.59	2,750.00	2,150.00	2,100.00	-650	-23.6%
50-551-0220	FICA	12,383.09	14,269.88	15,835.00	14,270.00	16,600.00	765	4.8%
50-551-0230	Unemployment Insurance	213.48	193.81	230.00	194.00	0.00	-230	-100.0%
50-551-0235	Workman's Compensation	7,447.92	17,657.75	5,000.00	5,000.00	18,000.00	13,000	260.0%
50-551-0240	Lagers Retirement	17,727.45	24,320.11	25,553.00	24,320.00	25,743.00	190	0.7%
50-551-0250	Hospitalization	25,865.42	30,386.17	37,706.00	30,386.00	40,000.00	2,294	6.1%
	Employee Benefits Total	65,992.01	88,978.31	87,074.00	76,320.00	102,443.00	15,369	17.7%
	OCCUPANCY:							
50-551-0320	Electricity	20,427.40	20,024.80	19,000.00	20,024.00	21,000.00	2,000	10.5%
50-551-0340	Grounds-Bldg/Clean/Maintenance	16,733.69	25,897.84	18,000.00	18,000.00	18,000.00	0	0.0%
	Occupancy Total	37,161.09	45,922.64	37,000.00	38,024.00	39,000.00	2,000	5.4%
	OFFICE EXPENSE:							
50-551-0410	Postage	12.46	0.00	100.00	0.00	50.00	-50	-50.0%
50-551-0430	Telecommunications	3,628.33	4,095.79	3,900.00	3,990.00	4,100.00	200	5.1%
50-551-0440	Office Supplies	2,777.20	1,148.34	1,500.00	1,148.00	1,200.00	-300	-20.0%
50-551-0441	Concession Supplies	9,689.45	12,764.12	15,000.00	13,200.00	14,000.00	-1,000	-6.7%
50-551-0460	Office Eqpt/Repairs & Mntnc.	735.00	5,579.70	5,600.00	5,580.00	5,000.00	-600	-10.7%
50-551-0470	New Equipment	807.04	818.68	600.00	819.00	700.00	100	16.7%
	Office Expense Total	17,649.48	24,406.63	26,700.00	24,737.00	25,050.00	-1,650	-6.2%
	TRAVEL/MOBILE							
50-551-0510	Gas & Oil	3,907.70	3,710.87	4,000.00	3,710.00	4,000.00	0	0.0%
50-551-0530	Vehicle Repairs/Maintenance	2,602.87	1,782.79	1,000.00	1,783.00	2,000.00	1,000	100.0%
50-551-0550	Food/Lodging/Transporation	693.01	300.99	400.00	0.00	1,240.00	840	210.0%
50-551-0560	Association Dues	1,025.00	1,025.00	1,100.00	1,025.00	1,100.00	0	0.0%

	Account Description	ACTUAL 2017-2018	ACTUAL 2018-2019	BUDGETED 2019-2020	PROJECTED 2019-2020	PROPOSED 2020-2021	Budget FY20 vs. Proposed Difference	%
	MATERIALS/SUPPLIES:							
50-551-0610	Aquatic Supplies & Materials	13,473.41	8,262.23	12,000.00	12,000.00	12,000.00	0	0.0%
50-551-0615	Park Supplies & Materials	7,306.35	4,801.13	7,000.00	7,000.00	10,000.00	3,000	42.9%
50-551-0620	New Equipment	4,527.00	1,544.24	6,000.00	6,000.00	900.00	-5,100	-85.0%
50-551-0625	League/Tournament Expense	0.00	0.00	0.00	0.00	250.00	250	
50-551-0630	Lesson/Class Expense	0.00	1,690.20	2,000.00	1,200.00	1,500.00	-500	-25.0%
50-551-0650	Equipment Repairs/Maintenance	3,455.33	1,807.51	2,500.00	3,200.00	3,500.00	1,000	40.0%
	Materials/Supplies Total	28,762.09	18,105.31	29,500.00	29,400.00	28,150.00	-1,350	-4.6%
	SPECIAL EXPENSE:							
50-551-0725	Promotional Expense	1,933.69	2,713.50	3,000.00	3,000.00	3,000.00	0	0.0%
50-551-0735	Registration & Training	3,935.00	2,701.88	2,000.00	1,265.00	1,400.00	-600	-30.0%
50-551-0742	Community Events Expense	1,298.77	4,187.15	5,500.00	2,500.00	5,000.00	-500	-9.1%
50-551-0765	Insurance	9,466.91	8,748.93	10,500.00	10,500.00	10,500.00	0	0.0%
50-551-0770	Contingencies	0.00	0.00	0.00	0.00	0.00	0	
50-551-0773	Transfer Out	0.00	0.00	0.00	0.00	0.00	0	
50-551-0775	Drug Screen/Physical	96.00	96.00	300.00	50.00	100.00	-200	-66.7%
	Special Expense Total	16,730.37	18,447.46	21,300.00	17,315.00	20,000.00	-1,300	-6.1%
	DEBT SERVICE:							
50-551-0810	Vehicle Lease	0.00	0.00	6,184.00	6,184.00	7,400.00	1,216	19.7%
	Debt Service Total	0.00	0.00	6,184.00	6,184.00	7,400.00	1,216	19.7%
	CAPITAL OUTLAY:							
50-551-0905	Capital Outlay (W.S.-B)	21,155.60	31,069.50	7,000.00	3,800.00	55,000.00	48,000	685.7%
	Capital Outlay Total	21,155.60	31,069.50	7,000.00	3,800.00	55,000.00	48,000	685.7%
	SUB-TOTAL	365,999.68	427,196.89	428,250.00	405,586.00	501,467.00	73,217	17.1%
COMMUNITY CENTER								
	CAPITAL OUTLAY:						0	
50-551-0910	Community Center	6,230.99	124,363.09	140,000.00	140,000.00	140,000.00	0	0.0%
	TOTAL	372,230.67	551,559.98	568,250.00	545,586.00	641,467.00	73,217	12.9%

WORKSHEET A

SPECIAL REVENUE FUND PARKS & RECREATION 2020-2021 BUDGET PROPOSAL PERSONNEL SCHEDULE Department 551			
Number	Position	Current	PROPOSED 2020-2021
1	Parks Director	43,160.00	44,096.00
1	Parks Crew Leader	35,880.00	33,696.00
1	Parks Laborer	23,400.00	24,336.00
1	Park Specialist	32,552.00	33,696.00
551-0110	Park Full-Time Total	134,992.00	135,824.00
1	Parks Seasonal Laborer	10,000.00	12,760.00
	Concession/Ballfield Manager	3,500.00	3,500.00
551-0112	Park Part-Time Total	13,500.00	16,260.00
2	Pool Asst. Manager	9,600.00	9,900.00
	Pool Laborers (1)	48,500.00	53,800.00
551-0111	Aquatic Seasonal Total	58,100.00	63,700.00
	TOTAL ANNUAL WAGES	206,592.00	215,784.00

(1) 14 guards @ \$8/hr/12 wks.& 5 frontline staff at \$7.75/hr/12 wks.

WORKSHEET B

SPECIAL REVENUE FUND PARKS & RECREATION 2020-2021 BUDGET PROPOSAL NEW EQUIPMENT		
	Purchase Description	PROPOSED 2020-2021
50-551-0470		
	Sub-Total	0.00
50-551-0620		
1	Refrigerator	450.00
1	Freezer	450.00
	Sub-Total	900.00
	TOTAL	900.00

SPECIAL REVENUE FUND PARKS & RECREATION 2020-2021 BUDGET PROPOSAL CAPITAL OUTLAY		
	Purchase Description	PROPOSED 2020-2021
50-551-0905	Refurbish Slide	20,000.00
	Utility Vehicle	10,000.00
	Refurbish Tennis Courts	25,000.00
	Sub-Total	55,000.00
50-551-0910		
	Community Center	140,000.00
	Sub-Total	140,000.00
	TOTAL	195,000.00

**CEMETERY TRUST FUND
2020-2021 BUDGET PROPOSAL
BUDGET SUMMARY**

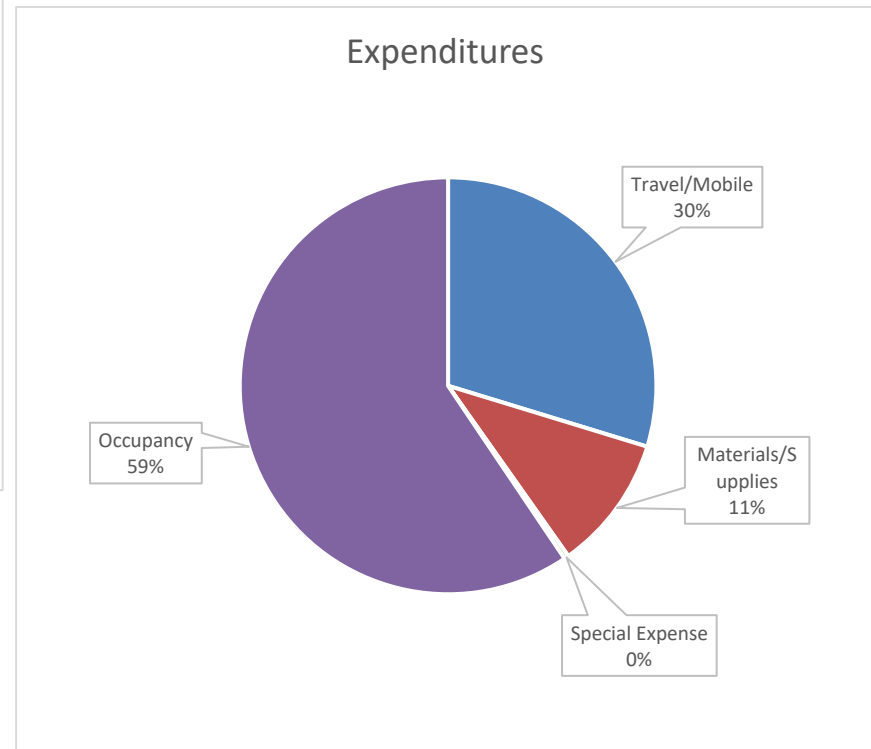
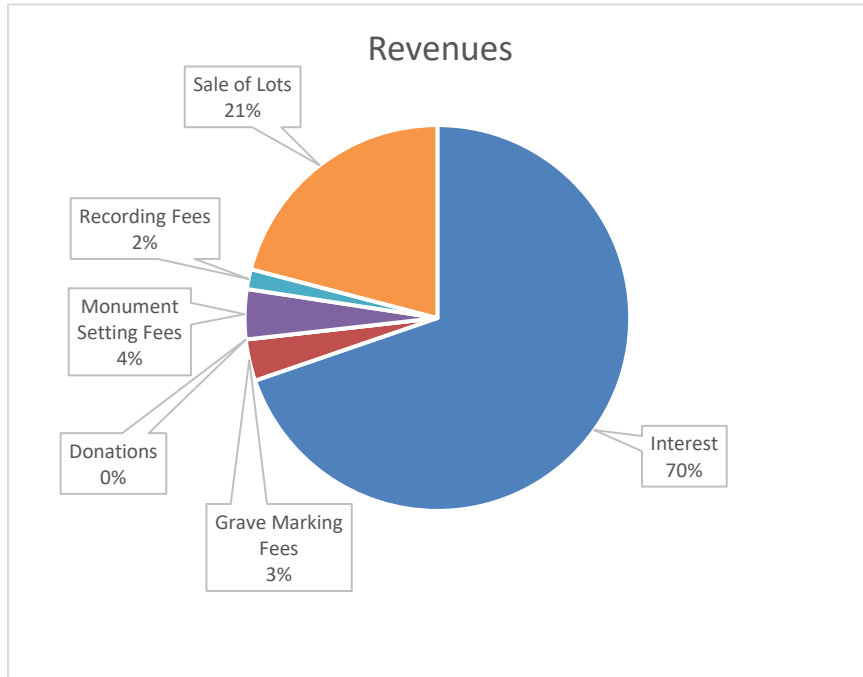
	REVENUE	EXPENDITURES	DIFFERENCE
Cemetery Fund	2,868.00		
Cemetery Department		2,860.00	
TOTAL	2,868.00	2,860.00	8.00

Estimated Balance October 1, 2020	165,952.00
BUDGETED REVENUE	<u>2,868.00</u>
Funds Available	168,820.00
 BUDGETED EXPENDITURES	 <u>2,860.00</u>
Estimated Balance September 30, 2021	165,960.00

Estimated Perpetual Fund Balance \$136,660 as of October 1, 2020

Lots \$300 each	156.00 Perpetual Fund
	144.00 Operating Fund
Set per City Code 145.130	

CEMETERY TRUST FUND 2020-2021 BUDGET PROPOSAL



Total Anticipated
Revenues - \$2,868
Expenditures - \$2,860

**CEMETERY DEPARTMENT
2020-2021 BUDGET PROPOSAL
RECEIPTS**

Account #	Account Description	ACTUAL 2017-2018	ACTUAL 2018-2019	BUDGETED 2019-2020	PROJECTED 2019-2020	PROPOSED 2020-2021	Budget FY20 vs. Proposed Difference	%
70-4400	Miscellaneous Sales	0.00	0.00	0.00	0.00	0.00	0	
70-4410	Betterment Project Donations	50.00	0.00	0.00	50.00	0.00	0	
70-4500	Recording Fees	24.00	24.00	48.00	48.00	48.00	0	0.0%
70-4505	Grave Marking Fees	50.00	0.00	200.00	100.00	100.00	-100	-50.0%
70-4510	Monument Setting Fees	120.00	40.00	120.00	130.00	120.00	0	0.0%
70-4600	Interest	571.38	881.95	3,500.00	2,600.00	2,000.00	-1,500	-42.9%
70-4800	Sale of Lots	300.00	300.00	600.00	300.00	600.00	0	0.0%
	TOTAL RECEIPTS	1,115.38	1,245.95	4,468.00	3,228.00	2,868.00	-1,600	-35.8%

**CEMETERY DEPARTMENT
2020-2021 BUDGET PROPOSAL**

MISSION STATEMENT

Maintain the Blair Cemetery grounds to the best of our ability and be responsive to citizens' inquiries

GOALS

Be diligent in maintenance and improvement of the cemetery grounds

OBJECTIVES

Maintain the property, its appurtenances and fixtures to provide a safe pleasant environment

Be proactive in our approach to maintenance

**CEMETERY DEPARTMENT
2020-2021 BUDGET PROPOSAL
EXPENDITURES**

Account #	Account Description	ACTUAL 2017-2018	ACTUAL 2018-2019	BUDGETED 2019-2020	PROJECTED 2019-2020	PROPOSED 2020-2021	Budget FY20 vs. Proposed Difference	%
	OCCUPANCY							
70-591-0340	Grounds/Bldg/Maintenance	0.00	125.00	3,000.00	3,000.00	1,700.00	-1,300	-43.3%
	Occupancy Total	0.00	125.00	3,000.00	3,000.00	1,700.00	-1,300	-43.3%
	TRAVEL/MOBILE:							
70-591-0510	Gas & Oil	600.00	650.00	650.00	650.00	650.00	0	0.0%
70-591-0525	Eqpt. Repairs/Maint.	13.00	0.00	200.00	200.00	200.00	0	0.0%
	Travel/Mobile Total	613.00	650.00	850.00	850.00	850.00	0	0.0%
	MATERIALS/SUPPLIES							
70-591-0610	Materials & Supplies	134.84	0.00	300.00	402.00	300.00	0	0.0%
70-591-0620	New Equipment	0.00	0.00	0.00	0.00	0.00	0	
	Materials/Supplies Total	134.84	0.00	300.00	402.00	300.00	0	0.0%
	SPECIAL EXPENSE:							
70-591-0765	Insurance	10.00	7.00	10.00	10.00	10.00	0	0.0%
70-591-0770	Contingencies	0.00	0.00	0.00	0.00	0.00	0	
	Special Expense Total	10.00	7.00	10.00	10.00	10.00	0	0.0%
	CAPITAL OUTLAY:							
70-591-0905	Capital Outlay (WS-B)	0.00	0.00	0.00	0.00	0.00	0	
70-591-0950	Bad Debt	0.00	0.00	0.00	0.00	0.00	0	
	Capital Outlay Total	0.00	0.00	0.00	0.00	0.00	0	
	TOTAL	757.84	782.00	4,160.00	4,262.00	2,860.00	-1,300	-31.3%

WORKSHEET A

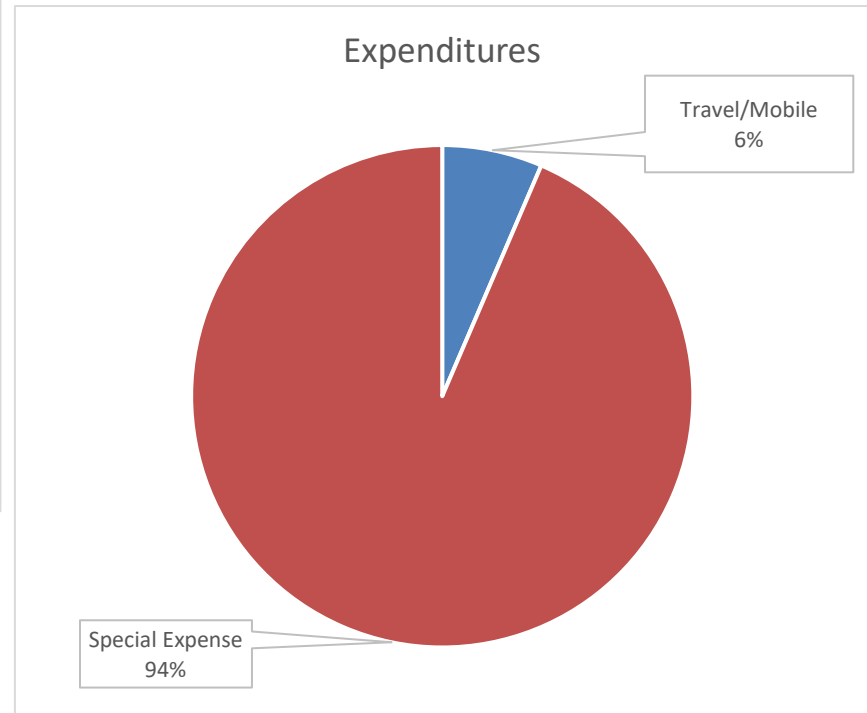
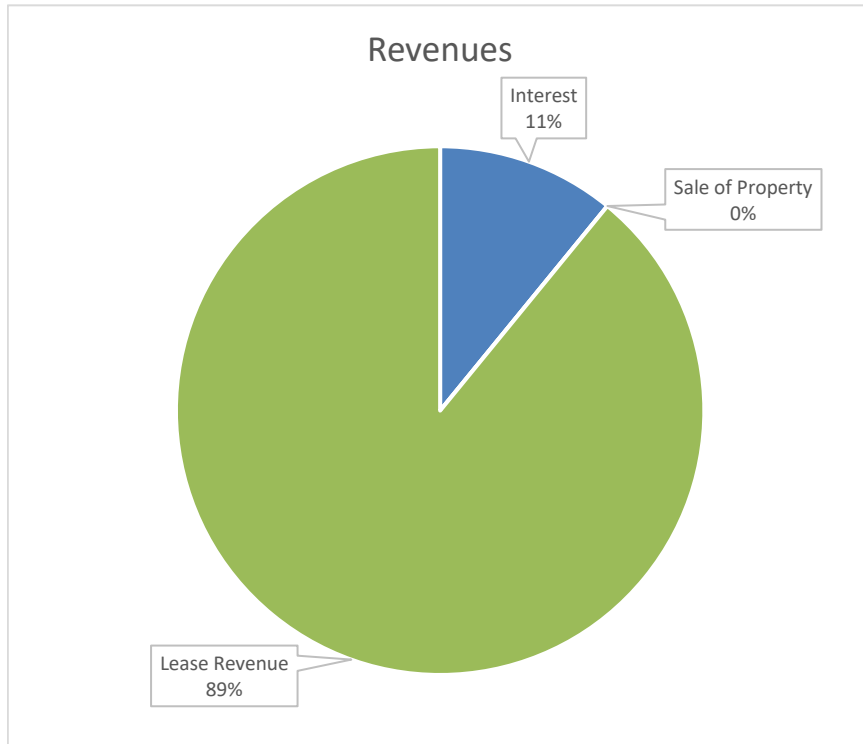
CEMETERY DEPARTMENT 2019-2020 BUDGET PROPOSAL NEW EQUIPMENT		
70-591-0620	Purchase Description	PROPOSED 2020-2021
	TOTAL	0.00

**ECONOMIC DEVELOPMENT (DED)
2020-2021 BUDGET PROPOSAL
BUDGET SUMMARY**

	REVENUE	EXPENDITURES	DIFFERENCE
Economic Development Fund	11,225.00		
Economic Development Department		11,225.00	
TOTAL	11,225.00	11,225.00	0.00

Estimated Balance October 1, 2020	119,702.00
BUDGETED REVENUE	11,225.00
Funds Available	<u>130,927.00</u>
BUDGETED EXPENDITURES	11,225.00
Estimated Balance September 30, 2021	<u>119,702.00</u>

ECONOMIC DEVELOPMENT 2020-2021 BUDGET PROPOSAL



Total Anticipated
Revenues - \$11,225
Expenditures - \$11,225

**ECONOMIC DEVELOPMENT
2020-2021 BUDGET PROPOSAL
RECEIPTS**

Account #	Account Description	ACTUAL 2017-2018	ACTUAL 2018-2019	BUDGETED 2019-2020	PROJECTED 2019-2020	PROPOSED 2020-2021	Budget FY20 vs. Proposed Difference	%
80-4400	Miscellaneous	0.00	0.00	0.00	0.00	0.00	0.00	
80-4410	Donations	0.00	0.00	0.00	0.00	0.00	0.00	
80-4600	Interest	324.50	2,409.35	2,500.00	1,000.00	1,225.00	-1,275.00	-51.0%
80-4700	Salary Reimbursement	0.00	0.00	0.00	0.00	0.00	0.00	
80-4710	Business Park Grant	0.00	0.00	0.00	0.00	0.00	0.00	
80-4800	Sale of Property	0.00	0.00	0.00	0.00	0.00	0.00	
80-4810	Lease Revenue	39,980.00	10,000.00	10,000.00	10,000.00	10,000.00	0.00	0.0%
80-4900	Transfer In	0.00	0.00	0.00	0.00	0.00	0.00	
	TOTAL RECEIPTS	40,304.50	12,409.35	12,500.00	11,000.00	11,225.00	-1,275.00	-10.2%

ECONOMIC DEVELOPMENT 2020-2021 BUDGET PROPOSAL

MISSION STATEMENT

Develop promotional activities targeted to foster and create economic and financial growth for the City and surrounding community.
Promote collaboration of all stakeholders to bring about smart controlled growth.

GOALS

Participate in the Lake Area Economic Development Council

Working with developers and companies on economic expansion

Coordination with the State and expand exposure at the National Site Selection Level

Proactively advance community preparedness toward long-term economic sustainability

Begin comprehensive plan to address growth and development

OBJECTIVES

Promotion of the City and the Industrial Park

Work closely with all stakeholders on expansion and retention in the business community

Obtain State Grants and federal funding when available for Economic Development

Develop and expand retail exposure in efforts to attract name franchises to the area

Educate businesses, developers, and community leaders about available tools and incentives

**ECONOMIC DEVELOPMENT
2020-2021 BUDGET PROPOSAL
EXPENDITURES**

Account #	Account Description	ACTUAL 2017-2018	ACTUAL 2018-2019	BUDGETED 2019-2020	PROJECTED 2019-2020	PROPOSED 2020-2021	Budget FY20 vs. Proposed Difference	%
	PERSONNEL:							
	Personnel Total	Admin Budget	Admin Budget	Admin Budget	Admin Budget	Admin Budget		
	EMPLOYEE BENEFITS:							
	Employee Benefits Total	Admin Budget	Admin Budget	Admin Budget	Admin Budget	Admin Budget		
	OFFICE EXPENSE:							
	Office Expense Total	Admin Budget	Admin Budget	Admin Budget	Admin Budget	Admin Budget		
	TRAVEL/MOBILE:							
80-592-0550	Food/Lodging/Transportation	790.77	538.41	1,000.00	50.00	100.00	-900	-90.0%
80-592-0560	Association Dues	500.00	675.00	625.00	625.00	625.00	0	0.0%
	Travel/Mobile Total	1,290.77	1,213.41	1,625.00	675.00	725.00	-900	-55.4%
	SPECIAL EXPENSE:							
80-592-0725	Promotional/Development Expense	6,938.15	4,764.10	10,000.00	10,000.00	10,000.00	0	0.0%
80-592-0735	Registration & Training	600.00	375.90	500.00	0.00	500.00	0	0.0%
80-592-0770	Contingencies	0.00	0.00	0.00	0.00	0.00	0	
	Special Expense Total	7,538.15	5,140.00	10,500.00	10,000.00	10,500.00	0	0.0%
	CAPITAL OUTLAY:							
80-592-0905	Capital Outlay (W.S.-A)	0.00	0.00	0.00	0.00	0.00	0	
	Capital Outlay Total	0.00	0.00	0.00	0.00	0.00	0	
	TOTAL	8,828.92	6,353.41	12,125.00	10,675.00	11,225.00	-900	-7.4%

ECONOMIC DEPARTMENT 2020-2021 BUDGET PROPOSAL CAPITAL OUTLAY		
80-592-0905	Purchase Description	PROPOSED 2020-2021
	TOTAL	0.00